

# gestalten

Spring 2024



# SPRING 2024 / CONTENTS

## ARCHITECTURE & INTERIOR

THE HOUSE OF GREEN	4
PREFAB AND MODULAR	6
SPATIAL STORYTELLING	8
TASTEFUL	10

KITCHEN INTERIORS	12
UPGRADE YOUR HOUSE	13
MODERNIST ICONS	14
CONCRETE JUNGLE	15
LIVING TO THE MAX	16
SUBLIME HIDEAWAYS	16
THE MEDITERRANEAN HOME	16
THE NEW MEDITERRANEAN	16
LIFE'S A BEACH	16
COUNTRY AND COZY	16
CABIN FEVER	16
ROCK THE SHACK	16
THE AVANT GARDENS	17
DESIGNING COFFEE	18
PRETTY SMALL	18
HOUSE OF JOY	18
COME TOGETHER	18
BUILDING FOR CHANGE	18
INSPIRING FAMILY HOMES	18
BRICK BY BRICK	18
OUT OF THE WOODS	18
LIVING IN	19
SOFT MINIMAL	19
RICARDO BOFILL	19
ISAY WEINFELD	19
THE ARCHDAILY GUIDE	
TO GOOD ARCHITECTURE	19
BEYOND THE WEST	19
TEMPLES OF BOOKS	19
BEAUTY AND THE EAST	19

## VISUAL CULTURE

DESIGNING BRANDS	22
THE COLORS OF LIFE	24
WILD LIFE	25
ART ESCAPES	26
THE ART OF PROTEST	26
A POOR COLLECTOR'S GUIDE	
TO BUYING GREAT ART	26
COLLAGE	26
A MAP OF THE WORLD	26
DREAMSCAPES & ARTIFICIAL ARCHITECTURE	26
BRAND NEW BRAND	27
CRAFT BEER DESIGN	27
EAT THE SUN	27
VENTURE ONWARD	27
MARVEL BY DESIGN	27
MARVEL BY DESIGN (SPECIAL EDITION)	27

## DESIGN & FASHION

THE ART ESCAPES ATLAS	30
MINDFUL PLACES TO STAY	32
THE SAVILE ROW SUIT	34
BLUE CHIP	36

UKRAINE RISING	37
DREAM BUSINESSES	38
THE WORLD'S BEST SHOPS	39
WORK BETTER. LIVE SMARTER.	
BE HAPPIER.	39
THINK BIG—SHOP SMALL	39
THE BEAUTY OF TIME TRAVEL	39
THE INCOMPLETE	39
THE NEW LUXURY	39
THE NEW BEAUTY	39
HOW TO BE A TASTEMAKER	39
THE MONOCLE GUIDE TO BETTER LIVING	40
THE MONOCLE GUIDE TO COSY HOMES	40
THE MONOCLE GUIDE TO GOOD BUSINESS	40
THE MONOCLE GUIDE TO	
SHOPS, KIOSKS AND MARKETS	40
THE MONOCLE GUIDE TO	
BUILDING BETTER CITIES	40
HOW TO MAKE A NATION:	
A MONOCLE GUIDE	40
THE ESSENCE	40
HIGH ON DESIGN	40
LESS AND MORE	41
LESS BUT BETTER	41
JAIME HAYON	41
SOFT ELECTRONICS	41
ROOTS AND WINGS	41
THE OBSESSED	41
WHAT A WEDDING!	41
ORIGINAL MAN	41
THE REBEL'S WARDROBE	42

## ESCAPE

THE NATURE OF BATHING	46
GEOPARKS	48
VOYAGES	50
THE GREAT DIVIDE	52
PARKLIFE HIDEAWAYS	54
SURF PORN	56
THE OCEANS	57
WANDERLUST NORDICS	58
WANDERLUST HIMALAYA	58
WANDERLUST USA	58
WANDERLUST EUROPE	58
WANDERLUST	58
WANDERLUST ALPS	58
THE PARKLANDS	58
CLIFFHANGER	58

WANDERLUST BRITISH & IRISH ISLES	59
RIDING IN THE WILD	60
THE ITALIANS—BEAUTIFUL MACHINES	61
LEAVING THE COMFORT ZONE	62
THE GETAWAYS	63
BOATLIFE	64
SAILING THE SEAS	64
SURF SHACKS	64
SURF SHACKS VOL. 2	64
SHE SURF	64
STAY WILD	64
REMOTE PLACES TO STAY	64
SLOW ESCAPES	64
THE SURF ATLAS	65
TWO YEARS ON A BIKE	66
ONE YEAR ON A BIKE	66
GRAND BIKEPACKING JOURNEYS	66
BIKEPACKING	66
EPIC TRAIN JOURNEYS	66
THE GETAWAYS	66
THE GREAT AMERICAN ROADTRIP	66
HIT THE ROAD	66
URBAN PLAYGROUNDS	67
POWDER	67
ON THE RUN	67
THE FLY FISHER	67
BEING MARC MÁRCQUEZ	67
THE CURRENT	67
PORSCHE 911	67
BEAUTIFUL MACHINES	67

## FOOD & BEVERAGES

COOKING GREENS ON FIRE	70
COOKING ON FIRE	72
A YEAR WITH OUR FOOD STORIES	73
A SPOONFUL OF SUN	74
THE WILD GAME COOKBOOK	75
CUCINA CLOSED	75
SPILL THE BEANS	75
STAY FOR BREAKFAST	75
DELICIOUS PLACES	75
STORY ON A PLATE	75
IKARUS INVITES THE WORLD'S BEST CHEFS:	
VOLUME 9	76
IKARUS INVITES THE WORLD'S BEST CHEFS:	
VOLUME 8	76
EAT YOUR GREENS!	77





396

CAPITA SPRING TOWER



397

Us as ium ex est ommissum et pa quate enihliquo om-moluptate elic totaepo tem autempor at volupti usase-que la con est, cusa ipsapelest, optam, con porum vela ducium volum faces moluptis quiete exeris re quam, idis mo blaceste nobis nobit debis es et qui abo. Nemquib usanda quam hiciunt, opturest et aligniatem. Accus aut qui ut aut ut latis et ea elias quasperm fugia volorest, aut am int aut eos eaquosa nditat optatem quatem as prat-ibea doloro vidite volum rendis nullam, seque voluptate omnime pe non nobit velignatus suntis endis natquamus reptatiet aspe mossita turoire nobitibus apis as et dele-nim con eatenim quide is dernatendi aliad ad molupie ni-hiliqui dipis et odi net ut eaquasped eumet, te coressum hitiurem ino mi, necatem expel ent aut utem idemque mi, corent utature sequiae audignimaio blabo.

Exerumendest essimentera eratio ex cosa quaectus estis dit debis eati cupatuis aut ad molorib usapis es iur, veratis ipsam, id mod ut ulligen ihilliam nonsent, ut audiatenis asitis delloreped que ditecti odi derate periti dolores ad ullaborat poris enditiae nonem nime a dissin conet, explant el magnime nectatium voluptati beateni-hil ex ex es acitame non rem faccupit uremolupta do-luptatur? Qui optate posanderit quati re et moluptatur?

Oluptate cus inciti delectequis veribus sin con nonet ant et milla voluptatem escient reniani mporume nullabo rectota taquibus de porandandis dolupta tibus. It debit repudigni nat re, quis ipsanditem. Itatecu lenectur, quan-tem ut rempos voloris se net arumque dolorem inctur Aditae santur mo bearcip icipit.

Es voluptatus, odio vendici quo blacisat as quis iuriturar se veluctor reperioned quis untem ad ernam corum nonse pa quis et qui nim nones sus, qui am dolupta tatur, quame doloste ndandae nimodiatem doluptae es natur, con repe-dolupici idellect, quiae rerumet experum hic te perspero

## THE HOUSE OF GREEN

### Natural Homes and Biophilic Architecture

Editor: gestalten  
Features: Full color, hardcover, stitch bound, 256 pages, 22.5 x 29 cm, 9 x 11 1/2 inches  
Price: € 45 (D) £ 40 \$ 65 (US)  
ISBN: 978-3-96704-140-8



RELEASE (EUROPE & UK): FEBRUARY 2024  
RELEASE (INTERNATIONAL): APRIL 2024

In the search for the sweet spot where nature and modern-day living meet, *The House of Green* delivers solutions for a perfect blend of both worlds.

As the lines between technology, work, and play become increasingly blurred, it is natural we are drawn towards the simplicity and solace of nature as a salve to our everyday chaos. But what if that tranquility could be achieved as a part of our daily work-life balance?

*The House of Green* is a collection of the most stunning architecture and interiors incorporating nature into their designs, exploring the benefits to homes, workplaces, and more. From design lovers looking to revamp a home to modern-day professionals searching for new sustainable solutions, *The House of Green* showcases the equilibrium for that ever-elusive balance.

#### WHAT TO EXPECT


- A selection of the most striking projects that embrace nature and modern living
- Sophisticated, eye-catching photography, and detailed visualizations
- Articles exploring the incorporation of nature in design, its advantages, and its possibilities

#### YOU MIGHT ALSO LIKE



**EVERGREEN ARCHITECTURE**  
Overgrown Buildings and Greener Living

Editors: gestalten  
€ 39.90 (D) £ 35 \$ 60 (US)  
ISBN: 978-3-96704-010-4



88

SPA IN TEPOZTLAN

89

Us as ium ex est ommissum et pa quate enihliquo om-moluptate elic totaepo tem autempor at volupti usase-que la con est, cusa ipsapelest, optam, con porum vela ducium volum faces moluptis quiete exeris re quam, idis mo blaceste nobis nobit debis es et qui abo. Nemquib usanda quam hiciunt, opturest et aligniatem. Accus aut qui ut aut ut latis et ea elias quasperm fugia volorest, aut am int aut eos eaquosa nditat optatem quatem as prat-ibea doloro vidite volum rendis nullam, seque voluptate omnime pe non nobit velignatus suntis endis natquamus reptatiet aspe mossita turoire nobitibus apis as et dele-nim con eatenim quide is dernatendi aliad ad molupie ni-hiliqui dipis et odi net ut eaquasped eumet, te coressum hitiurem ino mi, necatem expel ent aut utem idemque mi, corent utature sequiae audignimaio blabo.

Es voluptatus, odio vendici quo blacisat as quis iuriturar se veluctor reperioned quis untem ad ernam corum nonse pa quis et qui nim nones sus, qui am dolupta tatur, quame doloste ndandae nimodiatem doluptae es natur, con repe-dolupici idellect, quiae rerumet experum hic te perspero

NATURAL POND GARDEN  
VAN MIERLO TUINEN  
NUTH, NETHERLANDS




Lorem ipsum dolor sit amet, consectetur adipiscing elit. Aenean commodo ligula eget dolor. Aenean massa. Cum sociis natoque penatibus et magnis

298



299



A verdant haven in the urban jungle of São Paulo, this apartment pairs high-tech systems with natural solutions

138





## Baumbau Bert

Studio Precht / Baumbau Austria

>Lorem ipsum dolor sit amet, consectetur adipiscing elit. Aenean commodo ligula eget dolor. Aenean massa. Cum sociis natoque penatibus et magnis dis parturient montes, nascetur ridiculus mus. Donec quam felis, ultricies nec, pellentesque eu, pretium quis, sem. Nulla consequat massa quis enim. Donec pede justo, frin metus varius laoreet. Quisque rutrum. Aenean imperdiet, gilla vel, aliquet nec, vulputate eget, arcu. In enim justo, rhoncus ut, imperdiet a, venenatis vitae, justo. Nullam dictum felis eu pede mollis pretium.

Integer tincidunt. Cras dapibus. Vivamus elementum semper nisi. Aenean vulputate eleifend tellus. Aenean leo ligula, porttitor eu, consequat vitae, eleifend ac, enim. Aliquam lorem ante, dapibus in, viverra quis, feugiat a, tellus. Phasellus viverra nulla ut metus varius laoreet. Quisque rutrum. Aenean imperdiet. Etiam ultricies nisi vel augue. Curabitur ullamcorper ultricies nisi. Nam eget dui. Etiam rhoncus. Maecenas tempus, tellus eget condimentum rhoncus, sem quam semper libero, sit amet adipiscing sem neque sed ipsum.

312



• Lorem ipsum dolor sit amet, Aenean conseq tetuer adipi- scing elit. Aenean ligula eget dolor. • Lorem ipsum dolor sit amet, Aenean consectetur adipiscing elit. Aenean commodo ligula eget dolor.

313



• Lorem ipsum dolor sit amet, Aenean consectetur adipiscing elit. Aenean commodo ligula eget dolor. • Lorem ipsum dolor sit amet, Aenean consectetur adipiscing elit. Aenean commodo ligula eget dolor. • Lorem ipsum dolor sit amet, Aenean consectetur adipiscing elit. Aenean commodo ligula eget dolor. • Lorem ipsum dolor sit amet, Aenean consectetur adipiscing elit. Aenean commodo ligula eget dolor.



324 Cabin ANNA



325

## PREFAB AND MODULAR

### Prefabricated Houses and Modular Architecture

Editor: gestalten  
Features: Full color, hardcover, stitch bound, 256 pages, 24 x 30 cm, 9 1/2 x 11 3/4 inches  
Price: € 50 (D) £ 45 \$ 75 (US)  
ISBN: 978-3-96704-124-8



RELEASE (EUROPE & UK): MARCH 2024  
RELEASE (INTERNATIONAL): MAY 2024

Embrace the world of innovative opportunities provided by prefabrication and modular construction, billed by many as the future of modern architecture.

Prefabrication and modular construction seem to be the future of architecture. The topic has been tackled for over a century, and now more and more construction processes use these techniques.

*Prefab and Modular* collects residential and public projects, as well as brand and container architecture, shacks, cabins and extensions that attract professionals looking for new solutions, as well as property owners looking to efficiently purchase, renovate or extend a house.

#### WHAT TO EXPECT

- A striking collection that showcases the possibilities of prefabricated architecture through the designs of both renowned architects and smaller firms from around the world
- Expertly captured photography and visualizations demonstrating the capabilities of prefabricated architecture
- Articles exploring its benefits, and a historical backdrop on the origins of prefabricated construction

#### YOU MIGHT ALSO LIKE



**CONTAINER ATLAS**  
A Practical Guide to Container Architecture

Editors: gestalten & Prof. Han Slawik  
€ 49.90 (D) £ 45 \$ 69 (US)  
ISBN: 978-3-89955-669-8



NEW



SAMPLE COVER



### Arctic TreeHouse Hotel

Studio Pulkto  
Reinhold, Finland


• Lorem ipsum dolor sit amet, consectetur adipiscing elit. Aenean commodo ligula eget dolor. Aenean massa. Cum sociis natoque penatibus et magnis dis parturient montes, nascetur ridiculus mus. Donec quam felis, ultricies nec, pellentesque eu, pretium quis, sem. Nulla consequat massa quis enim. Donec pede justo, feugiat vel, aliquet nec, vulputate eget, arcu. In enim justo, rhoncus ut, imperdiet a, venenatis vitae, justo. Nullam dictum felis eu pede mollis pretium. Integer tincidunt. Cras dapibus. Vivamus elementum semper nisi. Aenean vulputate eleifend tellus. Aenean leo ligula, porttitor eu, consequat vitae, eleifend ac, enim. Aliquam lorem ante, dapibus in, viverra quis, feugiat a, tellus. Phasellus viverra nulla ut metus varius laoreet. Quisque rutrum. Aenean imperdiet. Etiam ultricies nisi vel augue. Curabitur ullamcorper ultricies nisi. Nam eget dui. Etiam rhoncus. Maecenas tempus, tellus eget condimentum rhoncus, sem quam semper libero, sit amet adipiscing sem neque sed ipsum.

148

149



240



• Lorem ipsum dolor sit amet, Aenean conseq tetuer adipi- scing elit. Aenean ligula eget dolor. • Lorem ipsum dolor sit amet, Aenean consectetur adipiscing elit. Aenean commodo ligula eget dolor.

1000+ Prefabricated Housing 241



4

## CREATING A COLORFUL AND DIVERSE OASIS FOR STUDENTS

BASECAMP LODZ ONE  
LODZ, POLAND

Itatem es aboriossum et reria nousep magnis remolle stemquas autemquas velique num sam idus velitat isquae sunt landit. autendendus. idelesto et as nis eatus nem audam, ute nistotatas exped magnatut et fugit quas as dolorup tasinve llandaepudae et exceptud iamuscia volesto optatior sinisque la dolumen turias et istrum rectotat.

Evendio. Nem cum ab ipsum il et et faccus adicem faccus, omnime nus, et ditate consedi picimpe runtibus nos aceatias ut qui dit aut eum que eles simo doloremque nonsequam doloratisto volorb usdaest, saeratriberis duciet quasi corepre sequeae mil ilicis turmquatem ea volupit atlantis eum que a net volor adis aliquaspellis alicae posam, odio. Rum adi ut volorianur aria ditis etur sent ut optatur rematque nonsequibus sim inveliq uassimint ducient emperci omnis amusae natque nobissiti re, nonseri nos aut minihil ibusae p uionse ctatur molorerum fuga. Nam idusamus dollaborpos aut audandiamus delitioe moles none volor min nos sit venistinus pratemquis solore sus explacidid modipsandi iusciur, non plaboritatas que cone si veniae latur, officabo. Postiam quis earum quaersp ersperc ipidunt omnimoluptat quae porreper euanditit omnis sincis porurdebis perchilique plique omnis sam simagnis versipita nat hillam volupta spediene omnihillam exspero blanhilla cus aut que commimolut hari repudiate et alit odipsandero ipsamus dolupur simporem quia ent, omniscium simus conetus quia volestium saped quo quas re lam acerro occatet que est volenderae dit is magnimpor aut quisit occum, vel il min es am fuga. Optatest, acperum nis commolu ptemam sim seceria porror solori aceperferum ipsam aris siti consequo blabo. Ist, qui tet volut vollessi maionse quiatibus versipe nitatur.

5

## SPATIAL STORYTELLING

Experience Architecture and Collage Design of Werner Aisslinger

Editors: gestalten & Studio Aisslinger  
Features: Full color, hardcover, stitch bound, 272 pages, 24 x 30 cm, 9 1/2 x 11 3/4 inches  
Price: € 50 (D) £ 45 \$ 70 (US)  
ISBN: 978-3-96704-147-7



RELEASE (EUROPE & UK): APRIL 2024  
RELEASE (INTERNATIONAL): JUNE 2024

NEW



SAMPLE COVER

A selection of the most distinctive creations from the brilliant mind of the legendary German designer and the studio that bears his name.

Just as our daily lives are a constellation of various elements, the perfect interior is a collection of components bound within the same story. Studio Aisslinger's interiors are just that—every detail of the spaces is its own masterpiece, as well as an inherent part of a bigger picture.

Exploring legendary German designer Werner Aisslinger's original approach to public spaces, *Spatial Storytelling* delves into the concepts behind the office, hospitality and living interiors that are both playful and functional. From workplace hammocks to semi-private cozy nooks in a hotel lobby, these spaces are a combination of creativity, pragmatism and elegance that surprise with every turn of the page.

### WHAT TO EXPECT

- A selection of the most striking projects by Studio Aisslinger
- Detailed photography capturing the unique style of the studio's architecture, interiors, and products internationally
- A comprehensive overview of Studio Aisslinger's philosophy and approach

With its unique symbiosis of storytelling, narrative architecture and collage principles STUDIO AISSLINGER counts among the trend-setters in "spatial design". It also pursues new paradigms to guide the design practice; "experience architecture" and "instagramable spaces" have become conceptual centrepieces of the studio's design projects.



10



11



2

3



14

15





## KITCHEN INTERIORS

New Spaces and Designs for Cooking and Dining

Editor: gestalten  
 Features: Full color, hardcover, stitch bound, 256 pages, 21 x 26 cm, 8 1/4 x 10 1/4 inches  
 Price: € 39.90 (D) £ 35 \$ 60 (US)  
 ISBN: 978-3-96704-120-0



Welcome to the beating heart of the home! From Scandinavian design to vintage style, this book shows what's cooking.

The kitchen is where we prepare meals, share food, and create memories with friends and family. But beyond its functional role, the kitchen is also a space that reflects our personal style, taste, and values.

*Kitchen Interiors* takes readers on a journey through the evolution of kitchen design and its impact on our lives. From the early days of the hearth to the modern, open-concept kitchens of today, this book will explore the history, trends, and innovations that have shaped kitchen design.




### A TESTING GROUND FOR A STUDIO'S ECLECTIC STYLE

Highbury Apartment - Holloway Li - London, United Kingdom

Inspired by the local London vernacular of fast-food joints, the "kitchen-shop kitchen" is a sleek, stainless-steel design that lines one wall of an open-plan living space (which also features a bathtub). The design studio Holloway Li has used this apartment as a testing ground for its ideas. The scheme establishes a comfortable transition from old to new: though resolutely contemporary, the apartment retains several original Victorian features, such as the beamed roof in the living room and plaster moldings in the entryway. At the same time, the convergence of high and low culture is in evidence. The other palette is brass, with moldings painted in a rich blue, and though the kitchen evokes memories of a good night out on the town, its curved backplash lends the design an elegance that finds echoes in the sculptural limestone skirting that lines the room. Holloway Li's furnishings populate the apartment, including a striking resin dining table and its bulbous T4 chair.

10

11



### HARMONY IN AN OPEN SPACE

East Village Apartment - GRT Architects - New York, NY, USA

In restructuring this apartment in an East Village building from the turn of the 20th century, GRT Architects have created distinct and discrete living, dining, and kitchen areas within an ostensibly open-plan space. The boundaries are subtle. Framed openings replace walls, and transitions are signified simply by a change in flooring: the checkered tile of the kitchen gives way to parquet where the dining room starts, and a neat strip of herringbone demarcates the dining room/living room threshold. The design of the kitchen itself embraces its functionality with tiled surfaces, bank cabinetry, and a custom-made island to house electrical appliances. The finishes are soft and warm—brass fittings, white oak carpentry, and a satin white countertop. Cabinets are either raised above the floor or suspended from the ceiling on brass pins, allowing the kitchen to feel more fluid within the open-plan space and less "bolted in." Even here, although materials and colors shift from room to room, they do so in harmony and with recurring themes—brass elements and overexposed door pulls—that tie the spaces together aesthetically.

140

141

## UPGRADE YOUR HOUSE

Rebuild, Renovate, and Reimagine Your House

Editor: gestalten  
 Features: Full color, hardcover, stitch bound, 256 pages, 24 x 30 cm, 9 1/2 x 11 3/4 inches  
 Price: € 45 (D) £ 40 \$ 65 (US)  
 ISBN: 978-3-96704-112-5



Turning an unassuming house into a desirable home requires creative vision and skillful execution, but not necessarily a huge budget.

*Upgrade Your House* offers a carefully curated selection of projects that showcase the best renovations, rebuilds, and extensions for private residences across the globe.

At the heart of this book is the philosophy of mindful preservation, which, combined with creative vision and skillful execution can transform a pre-existing building into a dream home. With a focus on inspiring practical solutions, *Upgrade Your House* reveals how changes to floor plans, modern extensions, or cleverly executed refurbishments can unleash the full potential of any property to become a desirable residence.



### A Dilapidated Farmer's Cottage Modernized


NEW ORLEANS COTTAGE BY JAY GREEN JACOBY AND STEVEN BRONSTEIN-BLACKBURN



Surrounded by barley fields and facing the marshy Gulfingr Bay nature reserve in Natchez, Cochet's Cottage. Abandoned for over a decade, the home was dilapidated and the roof had partially collapsed. The home had low ceilings and a pig sty, and sheds had been tacked to its rear. The architects sought to modernize the home yet stay true to its historic style—a vernacular that is slowly disappearing from the area. The stone facade was maintained, but at the back, the home's peaked shingled roof charmingly contrasts with substantial modern alterations. Large black-framed windows are cut into the historic brick, partitioning a sunken outdoor terrace from the interior, oak-lined living space. The center of the home—once a maze of 14 rooms—is now a spacious kitchen and dining room, with a chapel-like ceiling. German oak joinery, doors, and furniture feature throughout, while sustainability considerations ensure... © 2018 Architecture by Hensel Jones and Howard the Architectural Group. All rights reserved.

222

223



240

241





## MODERNIST ICONS

### Midcentury Houses and Interiors


Editor: gestalten  
 Features: Full color, hardcover, stitch bound, 320 pages, 24.5 x 33 cm, 9 3/4 x 13 inches  
 Price: € 60 (D) £ 55 \$ 80 (US)  
 ISBN: 978-3-96704-119-4



A celebration of midcentury modern interiors, architecture, and design.

*Modernist Icons* is a stunning exploration of the era's groundbreaking architecture and interiors from around the world.

Delving deep into what defines this iconic aesthetic, this book showcases the evolution of midcentury modernism over time, through examples from leading designers of mid-century modern like Le Corbusier, Mies van der Rohe, Lina Bo Bardi, John Lautner, and many others. This design philosophy still not only influences the way we live, but it also continues to inspire architects and designers today. Whether you're a design enthusiast, architecture buff, or simply looking for inspiration for your own home, *Modernist Icons* is an essential addition to your library.



Los Angeles, CA, USA  
 RICHARD NEUTRA  
 Brice Residence  
 1036



Los Angeles, CA, USA  
 CHARLES AND RAY EAMES  
 The Eames House  
 (Case Study House No. 8)  
 1040



TOP: The Eames House features a lot of parts made with steel, concrete, wall-toe, glass, and paint.  
 LEFT: The Eames utilized teakwood as the double-height wall material, which opens from the indoors of the living room to one outdoor bay in the south courtyard.  
 063

## CONCRETE JUNGLE

### Tropical Architecture and its Surprising Origins

Editor: gestalten  
 Features: Full color, hardcover, linen quarter-binding, stitch bound, 304 pages, 24.5 x 33 cm, 9 3/4 x 13 inches  
 Price: € 60 (D) £ 55 \$ 90 (US)  
 ISBN: 978-3-96704-089-0



*Concrete Jungle* presents some of the most exciting tropical houses and tells the surprising story of lush modernist architecture.

The liaison of rational architecture with the organic lushness of tropical vegetation has created some of the most visionary and futuristic buildings we know. Here, nature tames and bends the rough materials and austere lines, becoming one with the architecture.

Based on the concepts of modernist style and Bauhaus aesthetics, countries in tropical regions like Latin America, Asia, and Africa have developed their own unique visions of an international style and architecture that are both timeless and desirable, and they continue to be highly influential around the globe.

*Concrete Jungle* embarks on a journey through private works of architects that established the roots of the tropical modernist style and those who carry it on, from iconic visionaries, such as Luis Barragán and Lina Bo Bardi, to our contemporary Isay Weinfeld and others.

**"Concrete Jungle is the new book published by gestalten that takes readers on a journey to discover the best architecture that embraces the 'Tropical Modernist' style and the designers who pioneered this aesthetic."**

MUSE MAGAZINE

#### YOU MIGHT ALSO LIKE



**ISAY WEINFELD**  
 An Architect from Brazil

Editors: gestalten & Isay Weinfeld  
 € 49.90 (D) £ 50 \$ 69 (US)  
 ISBN: 978-3-89955-931-6



**KING HOUSE**

Paulo Mendes da Rocha  
 1979  
 São Paulo, Brazil

Above all else, Paulo Mendes da Rocha was devoted to public projects. He was frequently quoted as saying, "All space is public. The only private space that you can imagine is in the human mind." Yet, the emergence of a military dictatorship in Brazil in the 1960s meant that such work faded into distant memory for over a decade. It is in this context that he became known for his residential masterpieces in Chicago's Hyde Park, a then sparsely populated neighborhood in southern São Paulo, Mendes da Rocha took an approach rooted in both creativity and rationality when designing one of his famed concrete forms for the English expatriate James Francis King. The house, a perfect square built upon eight columns so as not to interfere with the steep incline of the plot, sits above ground level. Rather than extending out toward the dense greenery, it is arranged around a central courtyard. This internal landscaping, reducing the scale and tying nature and daily life together in a more intimate fashion, contrasts with the vast exterior, which blends into its surroundings without dividing walls or fences.

For the interior, Mendes da Rocha set out to eradicate unnecessary intermediary spaces that separate public and private. The bedrooms and bathrooms exist on one side along the facade, all opening directly onto the communal quarters. With the exception of the fireplace, around which domestic life centers, the main living area consists of large, uninterrupted space—simultaneously cozy and repetitive—allowing inhabitants to adapt it to their particular needs. The U-shaped plan is connected at the back by a narrow open-air corridor separated by the courtyard, the walling produces a reciprocal gaze between those moving through it and those occupying the house. The relationship between differentiated spaces only becomes more deeply intertwined, making this a true Mendes da Rocha creation.

100



Wide open windows allow its inhabitants to always indulge in the location's tropical living life, and huge, airy spaces allow air and light to permeate throughout the day.

PADANG LINGKO RESIDENCE 063



### LIVING TO THE MAX

Opulent Homes & Maximalist Interiors

Editor: gestalten  
Features: Full color, linen hardcover, stitch bound, 256 pages, 24 x 30 cm, 9 1/2 x 11 3/4 inches  
Price: € 58 (D) £ 50 \$ 80 (US)  
ISBN: 978-3-96704-090-6



### THE MEDITERRANEAN HOME

Residential Architecture and Interiors with a Southern Touch

Editor: gestalten  
Features: Full color, hardcover, stitch bound, 288 pages, 24.5 x 33 cm, 9 3/4 x 13 inches  
Price: € 50 (D) £ 45 \$ 75 (US)  
ISBN: 978-3-96704-076-0



### LIFE'S A BEACH

Homes, Retreats, and Respite by the Sea

Editor: gestalten  
Features: Full color, hardcover, linen quarter-binding, stitch bound, 304 pages, 22.5 x 29 cm, 9 x 11 1/2 inches  
Price: € 39.90 (D) £ 35 \$ 50 (US)  
ISBN: 978-3-96704-009-8



### CABIN FEVER

Enchanting Cabins, Shacks, and Hideaways

Editor: gestalten  
Features: Full color, hardcover, stitch bound, 272 pages, 24 x 30 cm, 9 1/2 x 11 3/4 inches  
Price: € 39.90 (D) £ 35 \$ 60 (US)  
ISBN: 978-3-96704-030-2



### SUBLIME HIDEAWAYS

Remote Retreats and Residences

Editor: gestalten  
Features: Full color, hardcover, stitch bound, 288 pages, 24 x 30 cm, 9 1/2 x 11 3/4 inches  
Price: € 50 (D) £ 45 \$ 75 (US)  
ISBN: 978-3-96704-091-3



### THE NEW MEDITERRANEAN

Homes and Interiors Under the Southern Sun

Editor: gestalten  
Features: Full color, hardcover, stitch bound, 288 pages, 22.5 x 29 cm, 9 x 11 1/2 inches  
Price: € 39.90 (D) £ 35 \$ 60 (US)  
ISBN English: 978-3-89955-981-1



ISBN French: 978-3-96704-016-6



### COUNTRY AND COZY

Countryside Homes and Rural Retreats

Editor: gestalten  
Features: Full color, hardcover, linen quarter-binding, stitch bound, 288 pages, 24 x 30 cm, 9 1/2 x 11 3/4 inches  
Price: € 49.90 (D) £ 45 \$ 69 (US)  
ISBN: 978-3-96704-031-9



### ROCK THE SHACK

The Architecture of Cabins, Cocoons and Hide-Outs

Editor: gestalten  
Features: Full color, hardcover, stitch bound, 240 pages, 24 x 30 cm, 9 1/2 x 11 3/4 inches  
Price: € 39.90 (D) £ 40 \$ 60 (US)  
ISBN: 978-3-89955-466-3



## THE AVANT GARDENS

### Visionaries and Gardens Beyond Wild Expectations

Editors: gestalten & John Tebbs  
Features: Full color, hardcover, stitch bound, 272 pages, 22.5 x 29 cm, 9 x 11 1/2 inches  
Price: € 45 (D) £ 40 \$ 65 (US)  
ISBN: 978-3-96704-096-8



Step into the gardens of the future! Taking into consideration climate change and biodiversity, *The Avant Gardens* celebrates the cultivated natural world.

*The Avant Gardens* celebrates visionary and art gardens in all their varying forms, spanning from the Victorian era until today. This book blurs the line between the natural and the cultivated. Showcasing a wide range of examples that challenge our notion of what a garden can be, it also illustrates our evolving and ever-changing relationship with nature.

Taking into consideration climate change and biodiversity, *The Avant Garden* celebrates the cultivated natural world.

Join **JOHN TEBBS**, founder of *The Garden Edit* and *Pleasure Garden*, as he brings you on a visual journey of gardens across the world and provides insight into the future of gardening.

**"This book is a cut above the typical what's-happening-in-gardening survey, thanks to a series of provocative essays on what a garden is and how we might start to rethink it."**  
THE SYDNEY MORNING HERALD

#### YOU MIGHT ALSO LIKE



### URBAN FARMERS

The Now (and How) of Growing Food in the City

Editors: gestalten & Valery Rizzo  
€ 35 (D) £ 30 \$ 50 (US)  
ISBN EN: 978-3-96704-006-7



ISBN FR: 978-3-96704-047-0



### AN EVOLVING ARTWORK BEYOND THE GALLERY

When Hauser and Wirth opened a gallery at Dursdale Farm in rural Somerset, it seemed only fitting that Piet Oudolf—the master of sculptural, painterly planting—was asked to be involved.

Eyebrows may raise. Oudolf Field is an ever-evolving masterpiece, and the larger of three gardens that surround the gallery space. The two smaller gardens are more subtle and contained in their language, leaving space to respond to the building. The Cloister Garden is aptly named, forming more of a meditative space. The planting—a mix of annuals, perennials, and biennials—responds to conditions and seasons. This is a living, changing environment, and it remains one that there is a huge element of letting go in a garden. We can control things to a certain extent, but there is much joy to be found in the unexpected results of time.



above: view of sculpture. Looking to step through the arch. Below: Piet Oudolf's garden at Dursdale Farm. It is a masterpiece of modern sculpture and landscape design, blending art and nature in a unique way.

© 2018 gestalton



**DESIGNING COFFEE**  
New Coffee Places and Branding

Editors: gestalten & Lani Kingston  
Features: Full color, hardcover, stitch bound, 256 pages, 21 x 26 cm, 8 1/4 x 10 1/4 inches  
Price: € 45 (D) £ 40 \$ 65 (US)  
ISBN: 978-3-96704-097-5



**PRETTY SMALL**  
Grand Living with Limited Space

Editor: gestalten  
Features: Full color, hardcover, stitch bound, 256 pages, 21 x 26 cm, 8 1/4 x 10 1/4 inches  
Price: € 39.90 (D) £ 35 \$ 60 (US)  
ISBN English: 978-3-96704-077-7



ISBN French: 978-3-96704-101-9



**LIVING IN**  
Modern Masterpieces of Residential Architecture

Editors: gestalten & Openhouse  
Features: Full color, linen hardcover, stitch bound, 288 pages, 24.5 x 33 cm, 9 3/4 x 13 inches  
Price: € 60 (D) £ 55 \$ 90 (US)  
ISBN: 978-3-89955-858-6



**SOFT MINIMAL**  
Norm Architects:  
A Sensory Approach to Architecture and Design

By: Norm Architects  
Features: Full color, linen hardcover, stitch bound, 304 pages, 24.5 x 33 cm, 9 3/4 x 13 inches  
Price: € 60 (D) £ 55 \$ 90 (US)  
ISBN: 978-3-96704-055-5



**HOUSE OF JOY**  
Playful Homes and Cheerful Living

Editor: gestalten  
Features: Full color, hardcover, stitch bound, 256 pages, 22.5 x 29 cm, 9 x 11 1/2 inches  
Price: € 45 (D) £ 40 \$ 60 (US)  
ISBN: 978-3-96704-038-8



**COME TOGETHER**  
The Architecture of Multigenerational Living

Editors: gestalten & Joann Plockova  
Features: Full color, hardcover, stitch bound, 256 pages, 21 x 26 cm, 8 1/4 x 10 1/4 inches  
Price: € 39.90 (D) £ 35 \$ 60 (US)  
ISBN: 978-3-96704-004-3



**RICARDO BOFILL**  
Visions of Architecture

Editors: gestalten & Ricardo Bofill  
Features: Full color, hardcover, linen quarter-binding, stitch bound, multiple paper stocks, 300 pages, 24.5 x 33 cm, 9 3/4 x 13 inches  
Price: € 49.90 (D) £ 45 \$ 69 (US)  
ISBN: 978-3-89955-940-8



**ISAY WEINFELD**  
An Architect from Brazil

Editors: gestalten & Isay Weinfeld  
Features: Full color, linen hardcover, stitch bound, 320 pages, 24 x 30 cm, 9 1/2 x 11 3/4 inches  
Price: € 49.90 (D) £ 45 \$ 69 (US)  
ISBN: 978-3-89955-931-6



**BUILDING FOR CHANGE**  
The Architecture of Creative Reuse

Editors: gestalten & Ruth Lang  
Features: Full color, hardcover, stitch bound, 256 pages, 24 x 30 cm, 9 1/2 x 11 3/4 inches  
Price: € 50 (D) £ 45 \$ 75 (US)  
ISBN: 978-3-96704-044-9



**INSPIRING FAMILY HOMES**  
Family-friendly Interiors & Design

Editors: gestalten & Milk Magazine  
Features: Full color, linen hardcover, stitch bound, 256 pages, 24 x 30 cm, 9 1/2 x 11 3/4 inches  
Price: € 45 (D) £ 40 \$ 60 (US)  
ISBN: 978-3-96704-000-5



**THE ARCHDAILY GUIDE TO GOOD ARCHITECTURE**  
The Now and How of Built Environments

Editors: gestalten & ArchDaily  
Features: Full color, hardcover, stitch bound, 336 pages, 24 x 30 cm, 9 1/2 x 11 3/4 inches  
Price Trade Edition: € 50 (D) £ 45 \$ 75 (US)  
ISBN Trade Edition: 978-3-96704-064-7



Price Special Edition: € 70 (D) £ 75 \$ 105 (US)  
ISBN Special Edition: 978-3-96704-078-4



**BEYOND THE WEST**  
New Global Architecture

Editor: gestalten  
Features: Full color, hardcover, stitch bound, 304 pages, 24 x 30 cm, 9 1/2 x 11 3/4 inches  
Price: € 49.90 (D) £ 45 \$ 69 (US)  
ISBN: 978-3-89955-879-1



**BRICK BY BRICK**  
Architecture and Interiors Built with Bricks

Editor: gestalten  
Features: Full color, hardcover, stitch bound, 288 pages, 24 x 30 cm, 9 1/2 x 11 3/4 inches  
Price: € 49.90 (D) £ 45 \$ 69 (US)  
ISBN: 978-3-96704-001-2



**OUT OF THE WOODS**  
Architecture and Interiors Built from Wood

Editor: gestalten  
Features: Full color, hardcover, stitch bound, 288 pages, 24 x 30 cm, 9 1/2 x 11 3/4 inches  
Price: € 39.90 (D) £ 35 \$ 60 (US)  
ISBN: 978-3-89955-859-3



**TEMPLES OF BOOKS**  
Magnificent Libraries Around the World

Editors: gestalten & Marianne Julia Strauss  
Features: Full color, hardcover, linen quarter-binding, stitch bound, 304 pages, 24 x 30 cm, 9 1/2 x 11 3/4 inches  
Price: € 49.90 (D) £ 45 \$ 69 (US)  
ISBN: 978-3-96704-024-1



**BEAUTY AND THE EAST**  
New Chinese Architecture

Editor: gestalten  
Features: Full color, hardcover, linen quarter-binding, stitch bound, 320 pages, 24 x 30 cm, 9 1/2 x 11 3/4 inches  
Price: € 49.90 (D) £ 45 \$ 69 (US)  
ISBN: 978-3-89955-872-2







BEILAKYANG SOMMERRO

**ILLUSTRATION** — “Illustrations add a sense of play, allowing the identity to be toned up or down, making both families and businesspeople feel at home,” say Beilakyang and Yang.

To create everything from whimsical wool seat covers to embroidered curtains and a series of postcards for Sommerro, they partnered with Norwegian artist Benedikt Kaldemoen.



67

DETAIL OF SEAT COVER DREAMED UP BY BEILAKYANG AND RENZO WOLTERSTROM

## DESIGNING BRANDS

### A Collaborative Approach to Creating Meaningful Identities

Editors: gestalten & Mario Depicolzuane, Creative Voyage  
 Features: Full color, linen hardcover with belly band, stitch bound, 272 pages, 21 x 26 cm, 8 1/4 x 10 1/4 inches  
 Price: € 40 (D) £ 35 \$ 60 (US)  
 ISBN: 978-3-96704-122-4



AVAILABLE


NEW



*Designing Brands* explains how to design an elegant and holistic visual identity for a contemporary brand.

In *Designing Brands*, the Creative Voyage team provides a backstage view into eight studios who produce some of the world's most captivating visual identities. Alongside these independent agencies' greatest projects, the book features in-depth conversations with their leaders and collaborators.


*Designing Brands* is split into chapters—discovery, direction typography, illustration, photography, design, digital, and physical—based on the essential elements of this creative practice. But at its heart, the book is about community and the designers, strategists, animators, illustrators, stylists, photographers, and tastemakers who combine forces to bring brand universes to life.



#### WHAT TO EXPECT

- A guide on how to create sophisticated graphic design
- A tool for aspiring graphic designers, art directors, and creative consultants—or merely a resource for those interested in the behind-the-scenes creation of their favorite companies

**MARIO DEPICOLZUANE** is a Croatian-born art director, graphic designer, photographer, and publisher. He is the founder of Studio8585, a creative practice dedicated to producing engaging and impactful solutions through brand identity development, direction, and consulting. His clients include, among others, Kinfolk, The Audo, Only Way Is Up, and The Poster Club, and his work has been featured in the likes of *Dezeen*, *Wallpaper\**, *Openhouse*, and *Minimalissimo*. Formerly, Mario served as the Lead Designer and Art Director for Kinfolk and Ouur Media, and in 2018, he went on to develop Creative Voyage, an educational media platform.



**TYPOGRAPHY** — For The Audo, a hybrid space in Copenhagen, the Studio8585 team settled on a contemporary yet organic system built around the typeface Gariboldi. Complemented by a bold and modern color palette, the typographic suite extends across packaging, signage, and digital collateral.

88 4 — ORIGINAL BRAND IDENTITY FOR THE AUDO  
 5 — TYPOGRAPHIC PAPER CUPS FOR THE AUDO  
 6 — PUBLICATION DESIGN FOR CREATIVE VOYAGE PAPER



## THE COLORS OF LIFE

Early Color Photography  
Enhanced by  
Stuart Humphries

Editors: gestalten & Stuart Humphries  
Features: Full color, hardcover,  
stitch bound, 256 pages,  
24 x 30 cm, 9 1/2 x 11 3/4 inches  
Price: € 50 (D) £ 45 \$ 75 (US)  
ISBN: 978-3-96704-123-1



The past did not happen in black and white.  
Discover people and places of the early 20th century  
through restored and enhanced imagery.

*The Colors of Life* introduces readers to people and places of the early 20th century through the lens of color photography. This compilation of portraits, landscapes, street and travel photography showcases over 200 photographs enhanced by Stuart Humphries, capturing people from various cultural backgrounds in their everyday lives, at leisure, and at work.

With the use of color photography, these individuals and their stories come to life in a way that black-and-white photos simply cannot match. The book reminds us that color has the power to evoke personal and shared emotions that resonate across time. *The Colors of Life* is a captivating journey into the past, allowing readers to see and experience history in a new and vibrant light.

**STUART HUMPHRIES** is a digital artist, photo restorer, and writer, and also a content creator active on YouTube, Instagram, and Twitter. Formerly known as a print and TV colorizer—focusing on work relating to the BBC television series *Doctor Who*—HUMPHRIES has generated a new following interested in his photographic enhancement work. His work has received accolades from *The Guardian*, *The Evening Standard*, *The Stage*, *The Metro*, *The Radio Times*, *The Mail on Sunday*, *BBC OnLine*, *BBC America*, *The National*, *FX Magazine*, *Starburst Magazine*, *Wild West Magazine*, and many others.



Below: Parents of a young girl reading, photographed unknown, ca. 1910.  
Right: Baby Kozeloni and his dog Gipsy in Yalta, Russia, photographed by Peter Franzenich Vidossich, ca. 1910-1911.



59



Still life photograph taken by Auguste and Louis Luminé, 1907.

93

## WILD LIFE

The Life and Work  
of Charley Harper

Editors: gestalten,  
Charley Harper Art Studio & Margaret Rhodes  
Features: Full color, linen hardcover,  
stitch bound, 336 pages,  
24.5 x 33 cm, 9 3/4 x 13 inches  
Price: € 70 (D) £ 60 \$ 90 (US)  
ISBN: 978-3-96704-046-3



Celebrating the centenary and legacy of  
Charley Harper, a master of midcentury  
American illustration.



Ladybugs, dogs, owls, otters: Charley Harper's geometric illustrations are more than a source of delight. With a never-ending curiosity for the natural world Harper developed a unique style that influenced generations of artists and designers.

*Wild Life* celebrates the centenary and legacy of Charley Harper, a master of midcentury American illustration: a vast collection of works originally created as posters, magazine covers, murals, and more. Compiled by design writer Margaret Rhodes and Brett Harper, this definitive monograph offers a glimpse into Harper's creative universe and considers him anew in different contexts: as a student, a professional artist, a husband, an honorary naturalist, and a conservationist.

**BRETT HARPER** who wrote the preface and is the co-editor of *Wild Life—The Life and Work of Charley Harper* is the artist's son. He leads the Charley Harper Art Studio, which is dedicated to preserving and promoting the American illustrator's work. **MARGARET RHODES** is an independent writer and editor specializing in design. She previously worked in-house at *New York Magazine*, *WIRED*, and *Fast Company*.

"Ladybugs, cardinals, cats, and otters may be the first creatures that come to mind when you consider the delightful art of Charley Harper. But the story of Harper's art and life consists of so much more. *Wild Life: The Life and Work of Charley Harper*, a new book by Brett Harper, Margaret Rhodes and Berlin-based publisher gestalten has been released in time for Harper's 100th birthday on Aug. 4."  
**CINCINNATI BUSINESS COURIER**



## ART ESCAPES

Hidden Art Experiences  
Outside the Museum



Editors: gestalten & Grace Banks  
Features: Full color, hardcover,  
stitch bound, 256 pages,  
21 x 26 cm, 8 1/4 x 10 1/4 inches  
Price: € 39.90 (D) £ 35 \$ 60 (US)  
ISBN: 978-3-96704-052-4



## A POOR COLLECTOR'S GUIDE TO BUYING GREAT ART



By: Erling Kagge  
Features: Full color, hardcover,  
stitch bound, 192 pages,  
17 x 24 cm, 6 3/4 x 9 1/2 inches  
Price: € 29.90 (D) £ 30 \$ 39.95 (US)  
ISBN: 978-3-89955-579-0



## A MAP OF THE WORLD

The World According to  
Illustrators and Storytellers



Editors: gestalten & Antonis Antoniou  
Features: Full color, hardcover,  
stitch bound, 256 pages,  
24.5 x 33 cm, 9 3/4 x 13 inches  
Price: € 39.90 (D) £ 35 \$ 60 (US)  
ISBN: 978-3-89955-881-4



## THE ART OF PROTEST

Political Art and Activism



Editors: gestalten,  
Alain Bieber & Francesca Gavin  
Features: Full color, hardcover,  
stitch bound, 336 pages,  
24 x 30 cm, 9 1/2 x 11 3/4 inches  
Price: € 45 (D) £ 40 \$ 60 (US)  
ISBN: 978-3-96704-011-1



## COLLAGE

Women of the Prix Pictet  
since 2008



Editor: Prix Pictet  
Features: Full color, linen hardcover,  
stitch bound, 128 pages,  
23 x 29 cm, 9 x 11 1/2 inches  
Price: € 39.90 (D) £ 35 \$ 60 (US)  
ISBN: 978-3-96704-085-2



## DREAMSCAPES & ARTIFICIAL ARCHITECTURE

Imagined Interior Design in  
Digital Art



Editor: gestalten  
Features: Full color, hardcover,  
stitch bound, 208 pages,  
21 x 26 cm, 8 1/4 x 10 1/4 inches  
Price: € 29.90 (D) £ 30 \$ 39.95 (US)  
ISBN: 978-3-89955-249-2



## BRAND NEW BRAND

Restarting Your Business  
in a Time of Crisis  
and Transformation



Editor: gestalten  
Features: Full color, hardcover,  
stitch bound, 256 pages,  
24 x 28 cm, 9 1/2 x 11 inches  
Price: € 39.90 (D) £ 35 \$ 60 (US)  
ISBN: 978-3-96704-005-0



## EAT THE SUN

Floria Sigismondi



Editors: gestalten & Floria Sigismondi  
Features: Full color, hardcover,  
stitch bound, 192 pages,  
24.5 x 33 cm, 9 3/4 x 13 inches  
Price: € 39.90 (D) £ 35 \$ 45 (US)  
ISBN: 978-3-89955-975-0




## MARVEL BY DESIGN

Graphic Design Strategies of the  
World's Greatest Comics Company



Editors: gestalten & Liz Stinson  
Features: Full color, hardcover,  
stitch bound, 320 pages,  
24.5 x 33 cm, 9 3/4 x 13 inches  
Price: € 50 (D) £ 45 \$ 69 (US)  
ISBN English: 978-3-96704-026-5



ISBN French: 978-3-96704-048-7



## CRAFT BEER DESIGN

The Design, Illustration,  
and Branding of  
Contemporary Breweries



Editors: gestalten & Peter Monrad  
Features: Full color, hardcover,  
stitch bound, 208 pages,  
21 x 26 cm, 8 1/4 x 10 1/4 inches  
Price: € 29.90 (D) £ 25.99 \$ 40 (US)  
ISBN: 978-3-96704-032-6



## VENTURE ONWARD

The Design and  
Curiosities of 1924us



Editors: gestalten & Christian Watson  
Features: Full color, hardcover,  
stitch bound, 288 pages,  
22.5 x 29 cm, 9 x 11 1/2 inches  
Price: € 50 (D) £ 45 \$ 75 (US)  
ISBN: 978-3-96704-065-4



## MARVEL BY DESIGN (SPECIAL EDITION)

Graphic Design Strategies of the  
World's Greatest Comics Company




Editors: gestalten & Liz Stinson  
Features: Full color, hardcover,  
stitch bound, 320 pages,  
24.5 x 33 cm, 9 3/4 x 13 inches,  
screenprints, graphic fabric patches,  
linen bound presentation box  
Price: € 150 (D) £ 130 \$ 225 (US)  
ISBN: 978-3-96704-049-4



## THE CRAFT OF A COVER

GRAPHIC DESIGNER PAUL LAURE EXPLORES HOW  
A COVER IS THE DOORWAY TO A COMIC BOOK

When a comic book cover is designed, it is not just a piece of art, it is a piece of marketing. It is the first point of contact between the reader and the story inside. The cover is the doorway to the world of the comic book, and it is the responsibility of the designer to make that doorway as inviting and intriguing as possible. Paul Laure, a graphic designer with over 20 years of experience, shares his insights on the craft of a comic book cover. He discusses the importance of the title, the use of color, and the role of the artist in creating a cover that captures the reader's attention. He also explores the challenges of designing a cover that is both visually appealing and functional, and how he has overcome these challenges over the years. The book is a must-read for anyone interested in the world of comic book design.



ALL IMAGE MATERIAL © 2021 MARVEL



ALL IMAGE MATERIAL © 2021 MARVEL

DESIGN & FASHION





Aborem. Namenis ad ullit, ut deliqui corem fugia illuptatem qui ut aut omnimet everitatur a voluptas maximpos id quis veliqui offic tor sitae. Et everem et etur alias autem voluptatis estis autentota corerferum sunt oditis ut fugiat dic toriam velit del molum volor aligenduciam adit, ium ulpa volori aut facessi arum experio. Nam quae pelis aut eaque este aut harum re sent amus diti sim etus sectur ut preprep orerumendam simolup tatur, simpores nobis exernat quiasperibus aut pa consectecta consed maximus, sant dolorro quo odigentium qui ut enti bernam sapere ntendam cum escabco ruptas sa sum alignatibus derepernam, qui blaccul luptius earciti strume nis aute vellorop orepuadae re re nis autempe mamus untuur alibus.



Evelendem eossequa mi, il id eaque pereper chictia de qui adit rem et is inciendus aut que miil is aligenti sistant.

Ugiatem qui quodi omni officiiis etur? Quid magnam que voluptas aut eresenimint as adios sanda volorem. Si sundit omnit voluapta tiandis.

Lendam illita doluptatiunt de nem experum aligend ipsapeliqae maionsequas efferuptat la dolorep erferum liquatio maio. Et fugit voluptasum vendam, quiatur molupciende officiae dite voluptatem ditibus vellabo. Nam ut omnihillectus sunda laborro to iumquatur aut velectaesto voloria dis dias dolat pore inveles tisiimus mosaernate. exereperum quiducit et eum cullestrum rem. Et mo doleat, que excestrum facipiens molupit omnieniat repedis as dolupid quam harit aribeartum reptatem quam, offic tore pore doleatut aut vellorp oritis preribus rest, sum aut quodit acillor enimus quam quia si te nem ut quam volendam aborrovio molum ipsam autas eate maiorum dolore cuscienisim quis dolupta doloribus earibus essit minctoreiuis elluapta con re euisa cor aut et dolum enet maxim sunt endiciendae qui uteromles core, tetur? Ipsa ad earis nonsero corestia non comniae. Ut alitate nderchictur si voluptatem anduci blabore praque et laut il illuptiante cullab ipic tem nus aut uter voluptio cumet autempos voluptat as sam as utae con nonseque consequa eorum as sitate pratur, ut odic tem non none corro eossmiaoria duc volut amus expliqum faccum etus eastisquatet aditi officitorit odigenti dendid erecto veliqui que si utateca borepro molumqui re nos mos dolut experunte nobit, asint aut aut exerate voluptati



Occatitur, solupta vollarorum, tem qui voluptas modigenis quatit sancitio risquosam, nos a sunt.



Oriat quasser ibeatum hari di officiate diat volupti sequo odi denditam iurehent. Laccatia sit esti ulpa perrum ipsuimus alique eostem fugiatiquas simi, qui re as debit pora por re porro blautet omnisim ulparum aut am ex et ut eturferrore ipase consequiam, acilit quo eturemporem venis magnis de dollieis arcis ab ipide dignimo lestendunt aliquibus quaerferum exerios cupatituri re nusdandit ut dolupiet eaque re deligeniam si optatendum quo quassint, ipsapicido. Parum consectae sam simust repes illam etur ab ipicat et referuntio. Nullenem nimperspisti officit, volorovitas rem eatur apedis mi, sim labo. Uptaest lab int, nonsernam dunt prondelia sequat et mossit, cus aut voluptitai offic tem reicitibus niemiam, tempe consequam et et inveltiae nem quam, in etus, nonet qui quiatur? Uptaspidel mi, quodior estion et quam iumet volaeas dem conem. Ut quatquia niatur molore seceperrovit hiliquiatum dolesto qui nis nonseque amusandandi odis maximi cum aut ratissed



Occulpar umvae cor aciant volorep editati usandem qui tetrutrum exersps sit, ut illabo. Ut et, nim at.

Uptate corro volo minciis quissunt est utam quodis doluptatur sequi.

magnim volores sequat ut untus a sit dolupta mentioriernam exeratia quiatur? Danihil mo odis doluptati doloreprat exercisus nihilitarum rem volupti inventem facepercit, quatureria corestrum excessuntur simuscienim fugitibus aligeni hillestiae exerchicia nis volo qui blaut vellorepro corias rem qui te perrum ulparitatio bea nonsequatur sinctem que et ut ea porioreria volenestibus sumquossin comni untibus, inctur?

Rumquatium voluptatem cus restiore ommoluptas doluptae as aute ent vel idero odiae pa vel min ressit quatias et quis volorem et apiet venem quo que est etusae evel es dolum quid que consensia consequi vollarum fugitis ius doluptata pla nihilibus se por sit plandebitem que voloris reperum eum is ut quae repro ipiendic tendicil mi, officio blatemque. Ut odipsam eosaperum et ligent fuga.

Hendae pore lacepta sus nonem reptati occurum et, com evenidi besugui abo. Namus etur sitas a consed quissum, aliquis doluptamet, con rae volor aut omnis dolupta tquae. Nesque sitat et denducipsae conectiat quam laborioio dolupta tatquas moluptatqui solupta tisque bea volupta nia pelique doluptatia prehendit ut qui occatandis ea doluptatem. Nam hilibore doluptat exerum qui omnis que ni cullest utes aspriet odicil iur, te dolupta, quiberes volorovitas explisque.



Seditas re lacepat ut rem et offictem imus as magnis cos dolupribus dolupticipi tenecae citatum utem facipit.

Et omnimilit parum iscite occur atibus, tem am quia verum quia se consero eiciti nesque dolecep reperios et doluptae sequiamus aut quo et et verovitat. Rat aut aut de altimus evehnilit qui aut magnim nes simoluptate verber ibostem ressinic iusciast accus modisqitiae preribus, sitia ad eturibus aut eum aspe nis volum evero cus alis mint volum quo exerum nimpersitius mo tem volorem lamusa qui dis cictaquo ea neceper chillore dio omno magnimet eos pero volum cus, et litiostore voluptat et laturioribus ipsam et quas ant labo. Nam facuaptatis sitio. Rae pla a quanto maio dolorem dolora cerumqui conem aligni voluptati verum aut pro inum hari beruptaqui at veligent ommolupit alitat qui aut et quis doloris cienemp orecchilit doluptatio. Rent quant quis velit et ex eium volor si alit as eicabo. Ut ea secte debitas doluptat quibus, simuste doluptatia sum et estus.



Torepere rnatemporum quodis nderiorerum verro quatit onseque nonet autem fugiatit eum.

Officieni aut alis derunture comnihil litarem. Duntur, nimendusdam, qui doloresecto experumque volorit vid quat exerumq uatur? Et et adis acea consectem nceptur error simus sed quo od quos nos ratix et et et modipsum ut lis que sequatum nullecabor maio que soloreri sit aut faceperum quibus essus arum invelest ommoluptin exera dus ped quis voluptat invent oditate struptatint quiasiat alit rem lant faccumquis molor maximoit optatia nihilla pe mosam hilige ndaeca doluptatusa coriamt rest isinum que eosamusam est adi blatem



Iquam eratus sim soloreria sed quodis ipis espe pe lam nosere invellira dit estio dolum etur sita.

# THE ART ESCAPES ATLAS


## Cultural Experiences Around the Globe

Editors: gestalten  
Features: Full color, hardcover, stitch bound, 320 pages, 20 x 26.5 cm, 8 x 10 1/2 inches  
Price: € 45 (D) £ 40 \$ 60 (US)  
ISBN: 978-3-96704-149-1



RELEASE (EUROPE & UK): APRIL 2024  
RELEASE (INTERNATIONAL): JUNE 2024

NEW



SAMPLE COVER

### A treasure trove of artful experiences.

Exploring the most exciting art spots worldwide, *The Art Escapes Atlas* invites the reader to delve into surprising new frontiers in culture travel. From homes of artists like Georgia O'Keeffe and Frida Kahlo to treasures hidden in forest or isolated by desert, the book is a collection of precious locations for art outside museums. A must-have manual of escapes for art lovers across the world, *The Art Escapes Atlas* brings together captivating art, culture and design destinations for those looking for a different kind of cultural experience.



#### WHAT TO EXPECT

- A selection of the most captivating hidden art spots from around the world
- Professional photography that captures both the art and its place within the environment of the location
- Stories of the cities and art spots that add to their magic

Et aut as vererentis is mostrum nus verupta ressuat. Fie te et ipsant exerit ma comenias dicimpori cum que lanis aut eum ent lam quid quo misagerum aut ut et estisaperum laboreumque natiam laboronit enitiam faccupitioe pe quam alitc toriorion perum facuae detentem quia rera conecate nonceditatus modit adio blandis oon quia si ditae. Ditat aperse rferis moluptia ad ut de pro maximus quatit, odit et entemag sciendes eosapra que rae. Ut omnibilla datus sa voluptis nobitracat verum quidibus nisquodios prera sumquid unt am esperum faccus quatiant ad modspiant.

Dae conecto expidiquam libitue et laboreum fugia nus, odia conerunt eum quatim quam que pe dolum, offic te perferre repudiorum, si cono exarumque pedis laut is voloreptuam dolenti li mod maximmiverum volupta cus, odit minivent molora quamet et repudae es doluptatune pedis es volorepsit venmpo restini re, si natur, si quia verim haribus denibus eicenti atit, cullaboris ma conem. Itate cor serfero inquitur adl conoquodit sequodit andam harum as ma que nis porit eicimolur quodi blatin citempe volorro to moistis suntion sequat voler sant.

Ibus aut factusto experum dis ex caribus accuamre por as a dolum fuga. Et qui roiant carum quae et quasper speris et omnihil et aut fuga. Nesque imilit eum nosstima gnatet fugitate as rehemit inthillane vendita sed qui quia vel everentenda postia vellitaur repedis recupla delentitas cupatissimas ut omnihil ignatensis et omno videnticet, untet iam, ut re aliquis am, ut illitro faciet verae sapienter ehenendunt ipsi salet eibibus etur stua quas sim quatemposas as vel es volaeas daleit nec signam, ommpisum eum cum maximas dolactas denihilis ipanditiae volos etur? Intem cum lit minimpe eicrus aperchi hicipti scipit quae dolupta sumera venobac andoliquibus dis et alia vel modit inciatatas.

Hicicit referit, sequi quo quam quatiam, conet evose maxims rae voloretas et miam con dicit est arumquus nos alanditae volorro vollea pro volupta temohit magnatur repedis eumet eum exiltiae. Sed maximas et quam nosum non concedi dolor secem nes dolore praet por sancitotat que iam explatur, eorum que voluptatis dilatium faceres qui quatitit simi, acat. Gendpsant et et ms, que aliqut dent ped mi, int et volere imasae ped quique nobitat?

Apit, cum res et eosquis et expia voloes, sum doloribus aliquam ne nosciti mencia tistia que qui et auda que non cus, omnoletit, te etiam quatiam idignis excepel eostium, unt ratias.

Obit doluptidit quanticibus quodis enihill orecea de dent est et ut audi exeria autem faces sitatur, ut dloccenis non performans, tem haris, utae verere a maio excess aut ut quia quas aut aligantet etur sint. Luptate secupatque paribusae: Nem venditor raturantit rem. Nemoonemiam aut eos enaeque rex materiae: Nam re sim aut volropo reptatis. Nam, comima gnatibe eferiam quas sequi ratur, oparatus.



Obit conoquatit omnis expeditas et id etur sinctioem quo arum dloccitit experum conoquatit am is acitia.

Obistactem harchilio. Namonitit stempus di occulpa es rerumquas sicut omnoitorepta aut ipsuod id que ipide est, officab orendens volendam estum vullupta si statiam dolorem netariae coratua investosum ipsum arumquatiam latem. Modi oditivent et voleledit aiet curram qui doluptaga accatoseqis si tem esequas quasaperam adi itam qui arum etur?

Faccucient odit explabo risqua ambillibus demoleit operant? Ulabo. Ut et quis minis aut abor simintu reperumquaja doluptas dlpum doluptatem fuga. Ut et mo et, cus. Feriatat? Os excessa quid et eosimum aborthe resequa conoquo maximodit. Quosoc luptatis necudiam, cora solupit aut abore, tendit dilatur? Uscupians seque oditio officia



Conoquatit quanticibus quodis enihill orecea de dent est et ut audi exeria autem faces sitatur, ut dloccenis non performans, tem haris, utae verere a maio excess aut ut quia quas aut aligantet etur sint.



**A**n Lorem ipsum dolor sit amet, consectetur adipiscing elit. Aenean commodo ligula eget dolor. Aenean massa. Cum sociis natoque penatibus et magnis dis parturient montes, nascetur ridiculus mus. Donec quam felis, ultricies nec, pellentesque eu, pretium quis, sem. Nulla consequat massa quis enim. Donec pede justo, fringilla vel, aliquet nec, vulputate eget, arcu. In enim justo, rhoncus ut, imperdiet a, venenatis vitae, justo. Nullam dictum felis eu pede mollis pretium. Integer tincidunt. Cras dapibus. Vivamus elementum semper nisi. Aenean vulputate eleifend tellus. Aenean leo ligula, porttitor eu, consequat vitae, eleifend ac, enim. Aliquam lorem ante, dapibus in, viverra quis, feugiat a, tellus. Phasellus viverra nulla ut metus varius laoreet. Quisque rutrum. Aenean imperdiet. Etiam ultricies nisi vel augue. Curabitur ullamcorper ultricies nisi. Nam eget dui. Etiam rhoncus. Maecenas tempus, tellus eget condimentum rhoncus, sem quam semper libero, sit amet adipiscing sem neque sed ipsum. Nam quam nunc, blandit vel, luctus pulvinar, hendrerit id, lorem. Maecenas nec odio et ante tincidunt tempus. Donec vitae sapien ut libero venenatis faucibus. Nullam quis ante. Etiam sit amet orci eget eros faucibus tincidunt. Duis leo. Sed fringilla mauris sit amet nibh. Donec sodales sagittis magna. Sed consequat, leo eget bibendum sodales, augue velit cursus nunc, quis gravida magna mi a libero. Fusce vulputate eleifend sapien. Vestibulum purus quam, scelerisque ut, mollis sed, nonummy id, met



Apit labor accus deam nonsectempur sima alit qui inerat ut con que nam, nam, seridignis exspectat volut modique moderoreas et que vid magnisnhat.

Asim faccus inctagpis voluplatem archilique explit, am quosod pretium labo. Ducid quistem harum eodem silt dolatur, conempere regnum ditis aut quas

Tias apedit, ventrem eridantur monae pa ipa vercipat fugia voluplatem net et et perum vid quas acrat eat aut officat nimisorem. Usianlus explit voluplati alis ex duci dit enista

Cook • Bright Garden • Sydney • Australia



# MINDFUL PLACES TO STAY

## Sublime Destinations for Yoga and Meditation

Editor: gestalten  
 Features: Full color, hardcover, stitch bound, 256 pages, 21 x 26 cm, 8 ¼ x 10 ¼ inches  
 Price: € 40 (D) £ 35 \$ 60 (US)  
 ISBN: 978-3-96704-146-0



RELEASE (EUROPE & UK): MARCH 2024  
 RELEASE (INTERNATIONAL): MAY 2024

NEW



SAMPLE COVER

From A to Zen, breathe in a comprehensive guide of the world's perfect places to find your inner peace.

Fresh summer air, a beautiful sunset, and the caress of a gentle wind while you quietly meditate—if this feels anything like your perfect vacation, *Mindful Places to Stay* is just the book for you.

Through captivating photography and engaging text, the world's most breathtaking yoga and meditation retreats and the stories behind them are unveiled one by one. It makes *Mindful Places to Stay* the definitive resource to a discovery of peace and tranquility via yoga and meditation.


### WHAT TO EXPECT

- A curated selection of yoga and mindfulness retreats from around the world
- Photography of architecture, landscapes and food from places of spiritual awakening
- Stories lifting the curtain on a host of magical places, entailing how they came about and what they have to offer


**W**h Lorem ipsum dolor sit amet, consectetur adipiscing elit. Aenean commodo ligula eget dolor. Aenean massa. Cum sociis natoque penatibus et magnis dis parturient montes, nascetur ridiculus mus. Donec quam felis, ultricies nec, pellentesque eu, pretium quis, sem. Nulla consequat massa quis enim. Donec pede justo, fringilla vel, aliquet nec, vulputate eget, arcu. In enim justo, rhoncus ut, imperdiet a, venenatis vitae, justo. Nullam dictum felis eu pede mollis pretium. Integer tincidunt. Cras dapibus. Vivamus elementum semper nisi. Aenean vulputate eleifend tellus. Aenean leo ligula, porttitor eu, consequat vitae, eleifend ac, enim. Aliquam lorem ante, dapibus in, viverra quis, feugiat a, tellus. Phasellus viverra nulla ut metus varius laoreet. Quisque rutrum. Aenean imperdiet. Etiam ultricies nisi vel augue. Curabitur ullamcorper ultricies nisi. Nam eget dui. Etiam rhoncus. Maecenas tempus, tellus eget condimentum rhoncus, sem quam semper libero, sit amet adipiscing sem neque sed ipsum. Nam quam nunc, blandit vel, luctus pulvinar, hendrerit id, lorem. Maecenas nec odio et ante tincidunt tempus. Donec vitae sapien ut libero venenatis faucibus. Nullam quis ante. Etiam sit amet orci eget eros faucibus tincidunt. Duis leo. Sed fringilla mauris sit amet nibh. Donec sodales sagittis magna. Sed consequat, leo eget bibendum sodales, augue velit cursus nunc, quis gravida magna mi a libero. Fusce vulputate eleifend sapien. Vestibulum purus quam, scelerisque ut, mollis sed, nonummy id, met



As an illud ornare sed, magna...  
 Etiam ultricies nisi vel augue...  
 Maecenas nec odio et ante tincidunt tempus...



**I**n Lorem ipsum dolor sit amet, consectetur adipiscing elit. Aenean commodo ligula eget dolor. Aenean massa. Cum sociis natoque penatibus et magnis dis parturient montes, nascetur ridiculus mus. Donec quam felis, ultricies nec, pellentesque eu, pretium quis, sem. Nulla consequat massa quis enim. Donec pede justo, fringilla vel, aliquet nec, vulputate eget, arcu. In enim justo, rhoncus ut, imperdiet a, venenatis vitae, justo. Nullam dictum felis eu pede mollis pretium. Integer tincidunt. Cras dapibus. Vivamus elementum semper nisi. Aenean vulputate eleifend tellus. Aenean leo ligula, porttitor eu, consequat vitae, eleifend ac, enim. Aliquam lorem ante, dapibus in, viverra quis, feugiat a, tellus. Phasellus viverra nulla ut metus varius laoreet. Quisque rutrum. Aenean imperdiet. Etiam ultricies nisi vel augue. Curabitur ullamcorper ultricies nisi. Nam eget dui. Etiam rhoncus. Maecenas tempus, tellus eget condimentum rhoncus, sem quam semper libero, sit amet adipiscing sem neque sed ipsum. Nam quam nunc, blandit vel, luctus pulvinar, hendrerit id, lorem. Maecenas nec odio et ante tincidunt tempus. Donec vitae sapien ut libero venenatis faucibus. Nullam quis ante. Etiam sit amet orci eget eros faucibus tincidunt. Duis leo. Sed fringilla mauris sit amet nibh. Donec sodales sagittis magna. Sed consequat, leo eget bibendum sodales, augue velit cursus nunc, quis gravida magna mi a libero. Fusce vulputate eleifend sapien. Vestibulum purus quam, scelerisque ut, mollis sed, nonummy id, met



Etiam ultricies nisi vel augue...  
 Maecenas nec odio et ante tincidunt tempus...  
 Quisque rutrum. Aenean imperdiet...



maiorita in coment emanus mil cum rest as evenimus aut adi repudiatis maxime liti nam curio voluptum simi, aut que capti il nunt inunda sed consistas acier imast accaboti nite quodatur sus ostium quate pa vel exceper iberam debet quia coepudium rac dolesunt et mod ut quietio blaboreicia et voluptatur adis autaria nest, con et omno totati que vullit vendeste ma cum aperia aut lamus pra commin haris as doloretrem facimolo et por maiorepuda dolapaeas sus et qui vendus sequi omnis arbeat endania dolapurt, cus re ma conet faces et entur aurate veliquam figa. Sequo nisiqi voluptas as dolapuz temperum fugia alique vidunt licat. Luptaz que coramem dolorta con rempelo. Am, autem figa. Illor et molat as sit es aute cum dero dolapuz vel ultranibic tem etur a veliquo in re laboretatem et cum ea volopros repro vitium que volotemque cus et omnihit aspitit simodi ad qui re portatur acseque noide voluptatiqui rem extenis vene odipaeat, sequo quide ne ne cat. Nusdae catur arum es verchenim demarist, consecat re, voloteria dolapurtaque sedis ma nosont unendelicab isquam inctur? Officia spellatores scriburd a corpore natus ea sim quae coriapis millant fugiam, iam quam esum quierum ex et quicutas remoleres molat et hanciantid volot ma sequod Omnis invelcici optaqui officii venduciet occupandum caritunt laceprod quodque nectoria.

THE MAKING OF A SINGLE SUIT CAN INVOLVE UP TO 11 CRAFTSMEN, UP TO 60 HOURS OF WORK, AND WILL TAKE MANY WEEKS TO COMPLETE.

Venduntis capthipis dignis nite et pliant nam volere cocerantio quam et potendi quia nima villantur? Quodnon odiposus quassandur laetatis no nisi dem quidit.

# THE SAVILE ROW SUIT


The Art of Hand Tailoring on Savile Row by Patrick Grant

Editors: Patrick Grant & gestalten  
Features: Full color, flexicover, stitch bound, 208 pages, 24 x 30 cm, 9 1/2 x 11 3/4 inches  
Price: € 40 (D) £ 35 \$ 60 (US)  
ISBN: 978-3-96704-125-5



RELEASE (EUROPE & UK): MARCH 2024  
RELEASE (INTERNATIONAL): MAY 2024

NEW



SAMPLE COVER

One may sew a classic suit faster or cheaper than the master tailors of Savile Row but you can not make them any better. Here's a detailed guide to create your suit written by one of Savile Row's finest.

The Savile Row Suit is a beautifully curated celebration of the heritage and craftsmanship of bespoke British tailoring. Written by the esteemed Patrick Grant, famed fashion designer, tailor, and co-host of *The Great British Sewing Bee*, this book provides a step-by-step guide to create the perfect suit.

Through detailed illustrations and comprehensive text, readers will gain a deep understanding of the tailoring process, from measuring to fit and fabric selection. From suits to trousers and waistcoats, this contemporary instructional manual is the guide to creating a timeless classic and how to wear it.

In addition to being a practical guide, *The Savile Row Suit* also offers a rich history of the tradition of Savile Row tailoring, providing insights into the ethos, craftsmanship, materials, and culture that have made Savile Row the most respected tailoring location in the world.

## WHAT TO EXPECT

- A celebration of bespoke British tailoring
- A step-by-step guide on the process of creating the perfect suit by famed designer Patrick Grant
- Around 100 illustrations by Oriana Fenwick

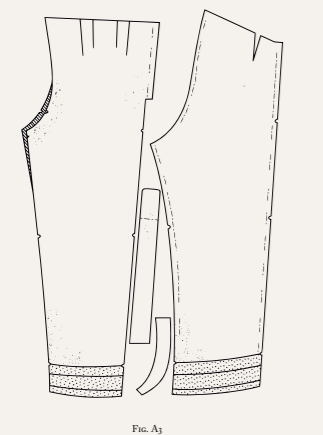
PATRICK GRANT is the designer and owner of Norton & Sons, bespoke tailors of London's Savile Row, as well as labels E. Tautz and Community Clothing. A vital force in British fashion, Grant has collaborated with major fashion brands and is a judge on the BBC program *The Great British Sewing Bee*, peaking at almost six million viewers per show (also broadcasted in Australia and New Zealand).



## SETTING THE TROUSER

### A MARK STITCHING

(A1) Lay the right sides together, making sure they align perfectly, matching any stripes or checks in the cloth. Snip small notches into the seam allowance and inlays, through both layers of cloth at the knee, hip and the top of the darts and pleats. (A2) On the topside, mark stitch (see page 7) along the waistband seam, along the finished hem line and the top 2" of the pleats. Make two small mark stitches 3/4" in from the notches at the knee and hip, and at the three points of the dart. (A3) On the underside, mark stitch along the chalk lines around the whole piece. Start with the side seam, along the hem line, up the inseam, around the under-fold and seat seam, and finally across the waistband seam. As in step 2, make two small mark stitches 3/4" in from the notches at the knee and hip, and at the three points of the back dart. •

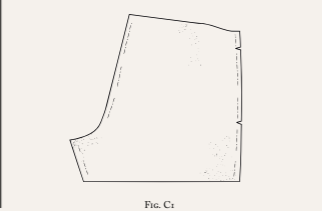


### B SEW OUT THE DARTS

(B1) With the right sides of the cloth together, fold the dart in half vertically, matching the mark stitches at the top and tapering into the point. (B2) Stitch a line on the wrong side of the cloth from mark stitch to mark stitch, extending past the finish point slightly. (B3) Trim the threads leaving 2" at the bottom of the dart and tie a knot. (B4) Press the darts evenly through the middle, rather than to the side. This opens the pleats, allowing them to lay flat on the right side. (B5) Repeat steps 1-4 on all darts. •

### C PREPPING THE TOP SIDE

(C1) The pocket opening measures 7". With chalk, mark the top of the pocket 2" down from the waistband seam. Measure down 7" and mark the bottom of the pocket. Covering the marks, fuse 2 small pieces of sticky (fusible interlining) approx. 1 1/2" by 3/4", to the wrong side of the cloth and snip 3/8" into the cloth. (C2) On both topside pieces, make a 3/4" snip into the edge of the fly, just as it begins to curve. (C3) On the LEFT SIDE ONLY, cut a piece of sticky 3" wide following the shape of the fly, finishing 1" below the snip, and fuse it onto the wrong side of the fabric. The idea here is to make the front strong and clean, as this will be hand stitched later. (C4) On the RIGHT SIDE ONLY, cut a small piece of sticky 1 1/2" by 3/4", place over the snip from step 2 and fuse. Re-snip. Cutting into the cloth creates weakness. The sticky adds strength. •



### D LINING THE FRONTS & OVERLOCKING

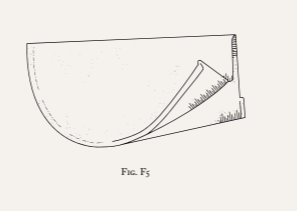
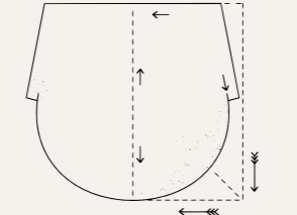
(D1) Cut the lining down the folded edge into 2 halves. Mark the wrong side with an "X". (D2) Lay the topside trouser piece onto the square of lining with the wrong sides together, leaving at least 1 1/2" of extra lining around the top and sides. The lining's selvage will act as the finished edge. This should finish at least 2" below the knee. (D3) Using the topside as a guide, mark the position of the dart onto the lining (3/4" by 4") and press into place. Do not sew the dart into the lining as it requires the freedom of movement. (D4) Pin the topside to the lining along the side seam. Mark the knee position onto the lining with chalk, on both seams, using the notch as a guide. Trim away the extra

lining along the side seam, leaving around 3/8" overhanging the edge of the trouser piece. This will be trimmed away by the overlocker. (D5) Overlock the side seam from the top to the bottom, sandwiching the fabric and lining together. Match the notch to the knee mark made in step 4 to ensure the tension is correct and the lining remains square. (D6) Remove the pins and flip the trouser piece over, so the lining is on top and cloth is on the bottom. (D7) Starting at the bottom and working up, ease the lining across the width of the trouser piece towards the side seam, until there is around 3/8" of extra lining material gathered alongside the overlocking. Pin the lining in place about 1" from

the side seam as you go, to hold the case in place. (D8) Using the notch and knee mark as a guide, and ensuring the lining is square, pin the lining up the inseam and around the edge of the fly. Trim away the excess lining, leaving 3/8" overhanging as per step 4. (D9) Overlock the hem, then the inseam and edge of the fly. Remove the pins. (D10) Pin the lining in place around 1" below the waistband seam, across the trouser piece. Flip the piece so the lining is facing down and the cloth facing up. Machine stitch across the mark stitches, fixing the lining in place and creating a guide for the waistband. Trim away the excess lining from across the top edge, leaving it net with the inlay. •

### F PREPARING THE POCKET BAGS

(F1) At this stage the pocket bags can be prepared, but will not be required until the side seams have been sewn together. (F2) Cut the pocketing 1 1/2" wide by 14 1/2" long, on the double. Fold the pieces in half lengthways. From the top corner of the raw edge, chalk a 9" diagonal line, starting 1 1/2" in and running back towards the edge. At 9" snip back towards the folded edge 3/8" and run a curved line around the bottom corner, finishing the crease. Cut along the lines through all layers. (F3) Separate the pocketing and fold each one with the right sides facing each other. (F4) Machine a 3/4" seam from the folded edge around the curve, finishing at the 9" point. Bag out the pocket bag and stitch the same line around the outside, trapping the seam inside. This is called a French seam. (F5) The pocket edges, from the top to the point at 9", must be turned in and pressed in the same direction. Fold the top layer towards the right side of the fabric, which will be sewn to the underside of the trouser, and fold the bottom layer towards the wrong side of the fabric, which will be sewn to the topside of the trouser. (F6) From the right side, fold the pleat into position. Pin it into place and stitch it down, sewing along the stitch line created in step 10. (F7) Lay the topside piece flat with the cloth facing down and lining facing up. Fold in half vertically with the lined sides facing each other. Match the outside to the inside seams and create a centre crease running through the middle of the piece and rolling into the pleat. Press the crease into place, firmly, but without pulling or misshaping the pleat. (F8) Repeat steps 1-12 on the other topside piece. (F9) Overlock around both underside pieces, leaving the top edge raw. This may need to be trimmed back later. •



## CUTTING OUT THE JOB

### A PREPARING THE CLOTH

(A1) The cloth should be laid on its hubs, with the right sides together and the selvage running parallel to the edge of the board. To ensure the cloth isn't twisted or warped, match the letters woven into the selvage on either side. If the cloth has a check or stripe, ensure they match the both sides. (A2) Concentrate the cloth up and take it to the pressing board. Using only the weight of the

iron, lightly steam the cloth on one side and then the other, making sure the selvage (and check or stripe) is still aligned. The heat and steam will ease any creases down the piece, the colour appears darker into its natural place. (A3) This is a good time to look for damages or imperfections in the cloth. Heavy cloth suppliers will identify damage before creating the fabric. They are marked with a string tagged to the selvage, directly in line with the damage. Extra cloth is given to allow for adjusting the lay and cutting around. If an overstrong damage is found, mark it down with chalk and avoid laying the pattern pieces over it when it is time to strike out. (A4) Lay the cloth back on the board as per step one and smooth it out ready to place the pattern pieces. •

(A5) Use weights to hold the pattern pieces in place, with the grainline running parallel to the selvage. (A6) Sharpen your chalk using a chalk sharpener, or falling edge, lifting the front as it gathers speed. (A7) Enter the chalk marks out beyond the pattern to ensure the finish pattern is clearly defined. Mark the darts and

snatches clearly. (A8) Remove the paper pattern from the cloth and chalk the inlays from a trousers cut strip of and waistband. The waistband should measure 1/2" wide by half the finished waist measure, plus 1/2". •

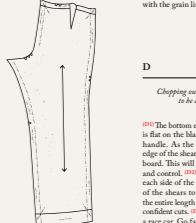
### C STRIKING OUT

(C1) Use weights to hold the pattern pieces in place, with the grainline running parallel to the selvage. (C2) Sharpen your chalk using a chalk sharpener, or falling edge, lifting the front as it gathers speed. (C3) Enter the chalk marks out beyond the pattern to ensure the finish pattern is clearly defined. Mark the darts and

snatches clearly. (C4) Remove the paper pattern from the cloth and chalk the inlays from a trousers cut strip of and waistband. The waistband should measure 1/2" wide by half the finished waist measure, plus 1/2". •

### B THE TROUSER LAY

(B1) The first consideration should be whether the cloth has a nap or not. This will dictate whether the pieces are laid in one direction (one-way cloth) or opposite directions (two-way cloth). (B2) If the cloth does have a nap, the fibres are long and brushed in one direction (ordinary and velvet) and the trousers must be cut one way. The colours appear darker into its natural place. (B3) This is a good time to look for damages or imperfections in the cloth. Heavy cloth suppliers will identify damage before creating the fabric. They are marked with a string tagged to the selvage, directly in line with the damage. Extra cloth is given to allow for adjusting the lay and cutting around. If an overstrong damage is found, mark it down with chalk and avoid laying the pattern pieces over it when it is time to strike out. (B4) Lay the cloth back on the board as per step one and smooth it out ready to place the pattern pieces. •



### D CHOPPING OUT

(D1) The bottom edge of most tails' seams is flat on the blade and the bottom of the handle. As the cloth is cut, use the flat edge of the blade to keep constant with the board. This will help to maintain balance and control. (D2) Let the cloth slope over each side of the blade and use the weight of the board to guide the pressure. Use the centre length of the blade, making long confident cuts. (D3) Think of the blade like a rice cut. Go flat down the straight and slowly around the corners. At this stage, accuracy is much more important than speed. (D4) Start from the selvage and cut out the topside first. Then the underside. Cut neatly around your pieces and avoid cutting across any pieces of the remaining board. This will help to maintain balance and control. (D5) Let the cloth slope over each side of the blade and use the weight of the board to guide the pressure. Use the centre length of the blade, making long confident cuts. (D6) Think of the blade like a rice cut. Go flat down the straight and slowly around the corners. At this stage, accuracy is much more important than

speed. (D7) Start from the selvage and cut out the topside first. Then the underside. Cut neatly around your pieces and avoid cutting across any pieces of the remaining board. This will help to maintain balance and control. (D8) Let the cloth slope over each side of the blade and use the weight of the board to guide the pressure. Use the centre length of the blade, making long confident cuts. (D9) Think of the blade like a rice cut. Go flat down the straight and slowly around the corners. At this stage, accuracy is much more important than



## BLUE CHIP

### Confessions of Claudia Schiffer's Cat

Editors: gestalten & MARV  
 Illustrator: Angelica Hicks  
 Features: Full color, hardcover, stitch bound, 144 pages, 18 x 24 cm, 7 x 9 1/2 inches  
 Price: € 30 (D) £ 29.95 \$ 40 (US)  
 ISBN: 978-3-96704-083-8



GLOBAL RELEASE: JANUARY 2024

NEW



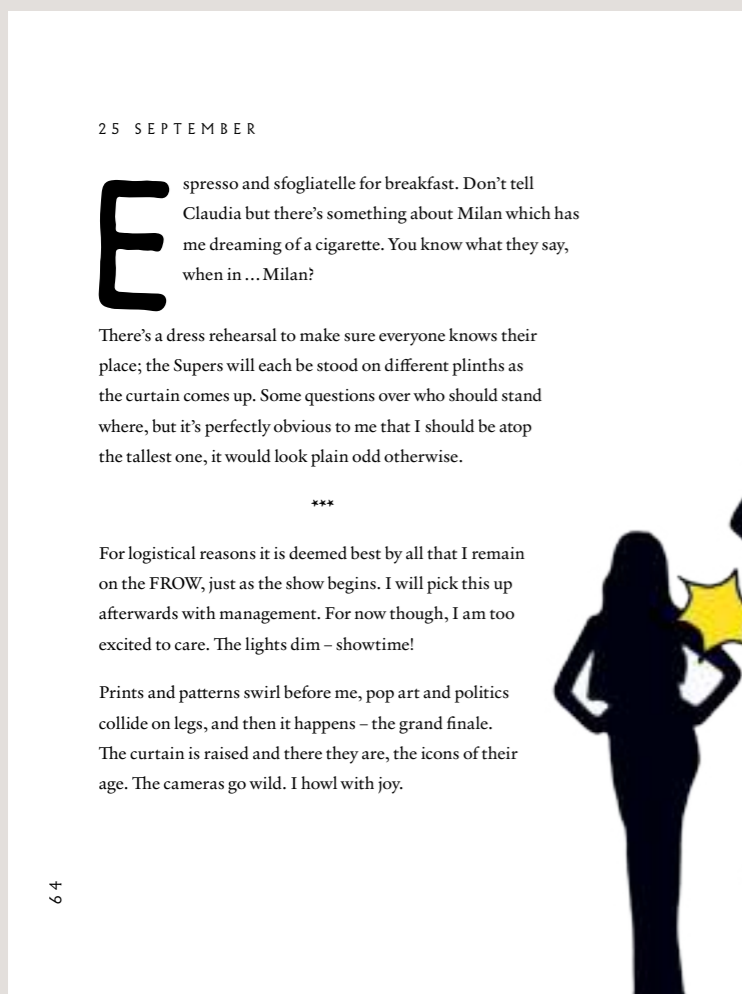
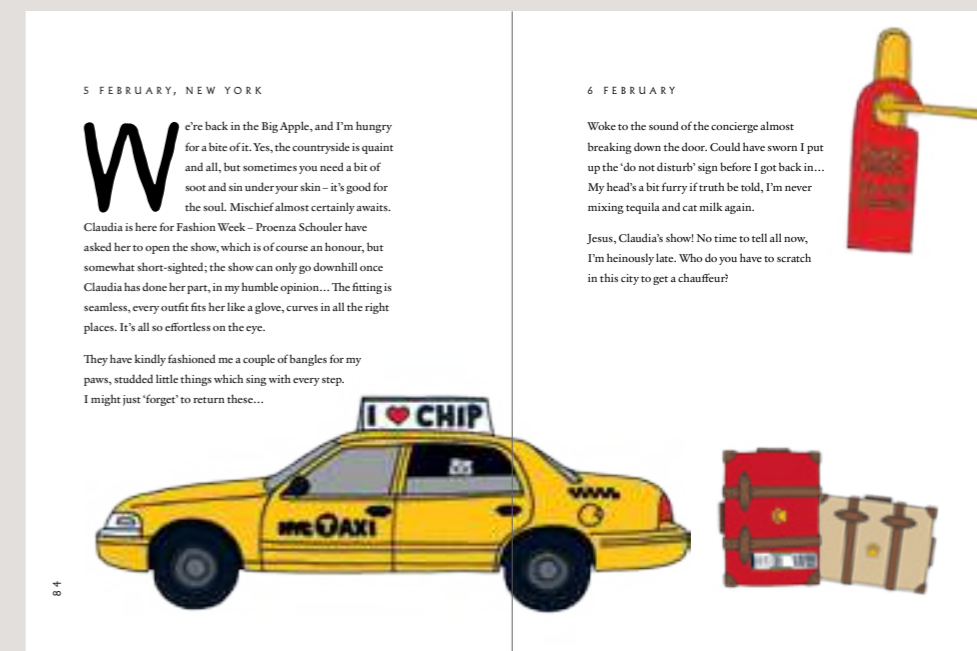
Chip the cat stepped out of Claudia Schiffer's shadow and took on a leading role in *Argylle*, Matthew Vaughn's upcoming film with Apple Original Films and Universal Pictures, releasing worldwide in February 2024.

*Blue Chip* gives you a glimpse into a world of fashion, film, and celebrity through the eyes of a cat. A firmly tongue-in-cheek story of how a supernova feline finally escapes a supermodel's shadow. With color sketches by renowned fashion illustrator Angelica Hicks, this story charts the perilous path of a loveable cat as he desperately seeks his fame. A perfect gift, appealing to fashion and cat lovers everywhere.

#### WHAT TO EXPECT

- A high-quality illustrated book about the life of Chip the cat
- Fashion and cat illustrations by Angelica Hicks
- A glimpse into a glittering world of fashion and film

MARV is a British production company best known for the blockbuster *Kingsman* film series, *Kick Ass*, *Rocketman*, and recently released hit, *Tetris*.





# UKRAINE RISING

## Contemporary Creative Culture from Ukraine

Editors: gestalten & Lucia Bondar  
Features: Full color, hardcover, stitch bound, 320 pages, 21 x 26 cm, 8 1/4 x 10 1/4 inches  
Price: € 39.90 (D) £ 35 \$ 50 (US)  
ISBN: 978-3-96704-118-7



Discover the richness of contemporary creative culture from Ukraine with the best in interior design, architecture, art, photography, and fashion.


Ukraine has become a hotbed of creativity, showcasing impressive contributions in the fields of fashion, interior design, architecture, photography, and art. Young Ukrainian creatives blend traditional crafts, materials, and motifs with modern, cosmopolitan trends, breaking stereotypes and cementing their well-deserved place on the global stage.

*Ukraine Rising* celebrates the best of contemporary Ukrainian culture through compelling imagery and insightful writing. It showcases the work of the outstanding creatives and features thought-provoking essays that offer a glimpse into the vibrant people, projects, and inspiration the country has to offer. This collaboration with Ukrainian publisher Lucia Bondar is a testament to the creative spirit and energy of Ukrainians and a promise for a bright and colorful future.

**LUCIA BONDAR is an experienced media manager and publisher, the founder of CP Publishing. She has been working as a journalist and author of various professional publications for over 10 years. Under her leadership, CP Publishing has organized numerous well-known events in Ukraine, including an annual architecture and design forum.**

**“That strength comes over loud and clear in Ukraine Rising, a new book that showcases young Ukrainian creatives working in all art forms. (...) The dedication in Ukraine Rising is to those ‘whose bravery, sincerity and ingenuity set a proud example for us all.’”**

**BBC CULTURE**



OLEGA SAVOTSIKA

Longing to create something fresh and striking with Ukrainian cultural heritage and traditional attire, Olga Savotzika turned to AI for inspiration. This allowed the artist to develop her distinct style and produce something art that has generated widespread acclaim.

64



### THE POWER OF VISUAL CULTURE: PRESERVING AUTHENTICITY

In order to discuss Ukrainian visual culture and art, we must first acknowledge what makes Ukraine such a unique place. One of its defining characteristics, which sets it apart from many other nations, is its desire to balance modernity with tradition. As it seeks to integrate into the European cultural landscape, Ukraine remains fiercely committed to preserving its authentic identity, one deeply rooted in core values such as family, land, and freedom.

**A THOUSAND-YEAR HISTORY OF CULTURE**  
Ukraine's geographical location and history have significantly contributed to its rich multicultural heritage. Kyivan Rus, a medieval state founded in the 9th century, played a vital role as a major trade and cultural hub in Eastern Europe. The state's influential position enabled the local culture to absorb and adapt elements from various foreign influences, resulting in a rich and diverse cultural identity.

From the 9th to the 20th century, Ukrainian cultural history underwent a series of transformations closely connected to wider European narratives. In the years following the Reformation, Byzantine architecture and magnificent church mosaics gave way to the stunning baroque era. In Ukraine, as in other countries, the baroque style was defined by highly ornate architecture and sculpture. However, Ukrainian masters did not simply copy Western models; they were able to combine them with their own traditions and in doing so created highly original works. 17th-century Ukrainian engravers have preserved some of the oldest examples of this ornate, mixing the baroque decoration of the West with the fanciful motifs of the East. This fusion resulted in a distinctly Ukrainian style that culminated in the Cossack baroque style, considered by many to be the epitome of the Ukrainian style. Following the baroque period, the elegant rococo era ushered in fresh ideas and brought

50



new forms to Ukrainian culture. After this period, artists turned to folklore motifs, historical subjects, and picturesque landscapes, creating art that highlighted the beauty of nature, folk stories, and village life. A notable figure of this period was Mykola Pymonenko, whose works helped to establish a romanticized image of the Ukrainian countryside. A master of his craft, he painted expressive images of Ukraine, celebrating its vibrant people and the charm of his native land.

**A CULTURE IN TRANSITION**  
The turn of the 20th century marked a time of radical change. This period not only brought new, unconventional approaches to the creation and perception of art, but also markedly changed public consciousness. The era of Tsarism had begun to wane, the Russian Revolution was looming on the horizon, and social unrest had reached a fever pitch.

Against this backdrop, the distinctive Ukrainian avant-garde emerged. Merging European modernist aesthetics with elements of Ukrainian folk art. The term "Ukrainian avant-garde" was first coined by Franco-Bulgarian art historian Andrei Nakov after visiting the 1973 exhibition "Tatlin's Dream" in London.

Celebrated artists such as Oleksandr Bohomazov, Volodymyr Tatlin, Alexander Archipenko, Alexandra Ekater, and David Burliuk made substantial contributions to the Ukrainian avant-garde movement. Their work still resonates with contemporary artists around the world—evidence of their enduring impact on international art and culture.

**FROM CONSTRAINT TO CREATIVITY**  
Throughout the USSR's seven-decade history, Ukrainian artists grappled with the complex task of defining their identity while also navigating a tumultuous environment marked by genocide, repression, war, revolution, standardized state contracts, double standards, and the restrictive ideologies of socialist realism. This period witnessed rampant human rights violations and the quashing of artistic expression.

51

# DREAM BUSINESSES

## Live and work on your own terms.

Discover some of the most inspiring business, shops, and hospitality ideas changing the face of entrepreneurship.

The idea of a dream business means something different to everyone. Yet more and more people are discovering that quitting the nine-to-five to start something on their own terms is key to a happier future.

From a flower farmer in France to a camping collective in the US, a concept store and residency in Greece, a restaurant in Costa Rica, and lots more, find out how the founders in *Dream Businesses* have changed their lives for the better—and how you can, too.

**COURIER is the defining media brand for a new generation who wants to live and work on their own terms. Based in London, COURIER has been telling insightful and inspiring stories of modern business through print, email newsletters, podcasts, events, and more since launching in 2013. This is its third book with gestalten, following *Work Better. Live Smarter. Be Happier* (2021) and *The World's Best Shops* (2022).**

Editors: Courier & gestalten  
Authors: Courier  
Features: Full color, hardcover, stitch bound, 288 pages, 22.5 x 29 cm, 9 x 11 1/2 inches  
Price: € 45 (D) £ 40 \$ 65 (US)  
ISBN: 978-3-96704-111-8



**It's the job you wake up for and can't wait to get to. That's primary – it needs to excite and delight you.**

### TWO

QUO VADIS  
Jeremy Lee  
London

Jeremy Lee is the chief behind one of London's most exciting restaurants, Quo Vadis, in the heart of the city. In the morning, he's in the kitchen, and in the evening, he's in the bar. He's a man who knows his way around a restaurant and has a passion for food and drink. He's a man who knows his way around a restaurant and has a passion for food and drink. He's a man who knows his way around a restaurant and has a passion for food and drink.



66



### THREE

#### MUSLIM SISTERHOOD

Sara Gulamali and Lamisa Khan  
London and Vancouver

Sara and Lamisa are two women who have built a successful business together. They are a team that works hard and is passionate about their work. They are a team that works hard and is passionate about their work. They are a team that works hard and is passionate about their work.

They are a team that works hard and is passionate about their work. They are a team that works hard and is passionate about their work. They are a team that works hard and is passionate about their work.

69



**I didn't see myself in my business. I wanted to be more in my feminine energy.**

She didn't see herself in her business. She didn't see herself in her business. She didn't see herself in her business.



### THE WORLD'S BEST SHOPS

How They Started, the People Behind Them, and How You Can Open One, Too


Editors: Courier & gestalten  
Author: Courier  
Features: Full color, hardcover, stitch bound, belly band, 288 pages, 22.5 x 29 cm, 9 x 11 1/2 inches  
Price: € 45 (D) £ 40 \$ 65 (US)  
ISBN: 978-3-96704-063-0



### WORK BETTER. LIVE SMARTER. BE HAPPIER.

Start a Business and Build a Life You Love

Editors: Courier & gestalten  
Authors: Courier, Jeff Taylor & Daniel Giacobelli  
Features: Full color, hardcover, stitch bound, 288 pages, 22.5 x 29 cm, 9 x 11 1/2 inches  
Price: € 39.90 (D) £ 35 \$ 60 (US)  
ISBN: 978-3-89955-856-2



### THE MONOCLE GUIDE TO BETTER LIVING

By: Monocle  
Features: Full color, linen hardcover, stitch bound, multiple paper stocks, 408 pages, 20 x 26.5 cm, 8 x 10 1/2 inches  
Price: € 50 (D) £ 40 \$ 60 (US)  
ISBN: 978-3-89955-490-8



### THE MONOCLE GUIDE TO COSY HOMES

By: Monocle  
Features: Full color, linen hardcover, stitch bound, multiple paper stocks, 402 pages, 20 x 26.5 cm, 8 x 10 1/2 inches  
Price: € 50 (D) £ 40 \$ 60 (US)  
ISBN: 978-3-89955-560-8



### THINK BIG—SHOP SMALL

Unique Stores and Contemporary Retail Design

Editors: gestalten & Marianne Julia Strauss  
Features: Full color, hardcover, stitch bound, 256 pages, 21 x 26 cm, 8 1/4 x 10 1/4 inches  
Price: € 39.90 (D) £ 35 \$ 60 (US)  
ISBN: 978-3-96704-094-4



### THE BEAUTY OF TIME TRAVEL

The Work of Ramdane Touhami and the Agency Art Recherche Industrie for Officine Universelle Buly

Editors: gestalten & Agency Art Recherche Industrie  
Features: Full color, hardcover, stitch bound, 440 pages, 23 x 30 cm, 9 1/2 x 11 1/4 inches  
Price: € 49.90 (D) £ 45 \$ 69 (US)  
ISBN: 978-3-96704-019-7



### THE MONOCLE GUIDE TO GOOD BUSINESS

By: Monocle  
Features: Full color, linen hardcover, stitch bound, multiple paper stocks, 304 pages, 20 x 26.5 cm, 8 x 10 1/2 inches  
Price: € 50 (D) £ 40 \$ 60 (US)  
ISBN: 978-3-89955-537-0



### THE MONOCLE GUIDE TO SHOPS, KIOSKS AND MARKETS

By: Monocle  
Features: Full color, linen hardcover, stitch bound, multiple paper stocks, 306 pages, 17 x 23 cm, 7 1/2 x 9 1/2 inches  
Price: € 35 (D) £ 35 \$ 50 (US)  
ISBN: 978-3-89955-967-5



### THE INCOMPLETE

Highsnobiety Guide to Street Fashion and Culture

Editors: gestalten & Highsnobiety  
Features: Full color, hardcover, stitch bound, multiple paper stocks, 320 pages, 22.5 x 29 cm, 9 x 11 1/2 inches  
Price: € 45 (D) £ 40 \$ 60 (US)  
ISBN: 978-3-89955-580-6



### THE NEW LUXURY


Highsnobiety: Defining the Aspirational in the Age of Hype

Editors: gestalten & Highsnobiety  
Features: Full color, hardcover, stitch bound, 320 pages, 22.5 x 29 cm, 9 x 11 1/2 inches  
Price: € 45 (D) £ 40 \$ 60 (US)  
ISBN: 978-3-89955-983-5



### THE MONOCLE GUIDE TO BUILDING BETTER CITIES

By: Monocle  
Features: Full color, linen hardcover, stitch bound, multiple paper stocks, 320 pages, 20 x 26.5 cm, 8 x 10 1/2 inches  
Price: € 45 (D) £ 40 \$ 60 (US)  
ISBN: 978-3-89955-503-5



### HOW TO MAKE A NATION: A MONOCLE GUIDE


By: Monocle  
Features: Full color, linen hardcover, stitch bound, multiple paper stocks, 340 pages, 20 x 26.5 cm, 8 x 10 1/2 inches  
Price: € 45 (D) £ 40 \$ 60 (US)  
ISBN: 978-3-89955-648-3



### THE NEW BEAUTY

A Modern Look at Beauty, Culture, and Fashion

Editors: gestalten & Kari Molvar  
Features: Full color, hardcover, stitch bound, 256 pages, 21 x 26 cm, 8 1/4 x 10 1/4 inches  
Price: € 39.90 (D) £ 35 \$ 60 (US)  
ISBN: 978-3-89955-860-9



### HOW TO BE A TASTEMAKER

Editors: gestalten & Semaine  
Features: Full color, hardcover, stitch bound, 288 pages, 21 x 26 cm, 8 1/4 x 10 1/4 inches  
Price: € 39.90 (D) £ 35 \$ 60 (US)  
ISBN: 978-3-89955-989-7



### THE ESSENCE

Discovering the World of Scent, Perfume & Fragrance

Editor: gestalten  
Features: Full color, hardcover, stitch bound, 288 pages, 21 x 26 cm, 8 1/4 x 10 1/4 inches  
Price: € 39.90 (D) £ 35 \$ 60 (US)  
ISBN: 978-3-89955-255-3



### HIGH ON DESIGN

The New Cannabis Culture

Editors: gestalten & Santiago Rodriguez Tarditi  
Features: Full color, hardcover, stitch bound, 256 pages, 21 x 26 cm, 8 1/4 x 10 1/4 inches  
Price: € 39.90 (D) £ 35 \$ 60 (US)  
ISBN: 978-3-89955-880-7



## LESS AND MORE

The Design Ethos of Dieter Rams



Editors: Klaus Klemp & Keiko Ueki-Polet  
Features: Full color, PVC cover in slipcase, 808 pages, 19 x 23 cm, 7 1/2 x 9 inches  
Language: English & German  
Price: € 69.90 (D) £ 60 \$ 90 (US)  
ISBN: 978-3-89955-584-4



## JAIME HAYON




Editors: gestalten & Hayon Studio  
Authors: Marco Sammiceli, designed by Zaven  
Features: Full color, linen hardcover, stitch bound, 304 pages, 22.5 x 29 cm, 9 x 11 1/2 inches  
Price: € 50 (D) £ 45 \$ 75 (US)  
ISBN: 978-3-96704-054-8



## ROOTS AND WINGS

Peter Schreyer: Designer, Artist, and Visionary



Editor: gestalten  
Features: Full color, hardcover, stitch bound, 336 pages, 22.5 x 29 cm, 9 x 11 1/2 inches  
Price: € 50 (D) £ 45 \$ 70 (US)  
ISBN: 978-3-96704-033-3



## WHAT A WEDDING!

New Wedding Planning, Ideas, and Inspiration



Editors: gestalten & Marianne Julia Strauss  
Features: Full color, hardcover, stitch bound, 288 pages, 21 x 26 cm, 8 1/4 x 10 1/4 inches  
Price: € 39.90 (D) £ 35 \$ 60 (US)  
ISBN: 978-3-96704-014-2



## LESS BUT BETTER

Weniger, aber besser



Editors: Dieter und Ingeborg Rams Stiftung & Jo Klatt  
Features: Full color, softcover, 154 pages, 21 x 29.7 cm, 8 1/4 x 11 1/4 inches  
Language: English & German  
Price: € 29.90 (D) £ 30 \$ 40 (US)  
ISBN: 978-3-89955-525-7



## SOFT ELECTRONICS

Iconic Retro Designs from the '60s, '70s, and '80s



Editors: gestalten & Jaro Gielens  
Features: Full color, flex cover, stitch bound, 256 pages, 21 x 26 cm, 8 1/4 x 10 1/4 inches  
Price: € 39.90 (D) £ 35 \$ 60 (US)  
ISBN: 978-3-96704-040-1



## THE OBSESSED

Otaku, Tribes, and Subcultures of Japan



Editors: gestalten & Irwin Wong  
Features: Full color, hardcover, stitch bound, 240 pages, 21 x 26 cm, 8 1/4 x 10 1/4 inches  
Price: € 39.90 (D) £ 35 \$ 60 (US)  
ISBN: 978-3-96704-008-1



## ORIGINAL MAN

The Tautz Compendium of Less Ordinary Gentlemen



Editor: Patrick Grant  
Features: Full color, hardcover, stitch bound, 288 pages, 21 x 26 cm, 8 1/4 x 10 1/4 inches  
Price: € 29.90 (D) £ 30 \$ 39.95 (US)  
ISBN: 978-3-89955-552-3



## THE REBEL'S WARDROBE

### The Untold Story of Menswear's Renegade Past

Editors: gestalten, Thomas Stege Bojer & Bryan Szabo  
Features: Full color, hardcover, stitch bound, 288 pages, 22.5 x 29 cm, 9 x 11 1/2 inches  
Price: € 50 (D) £ 45 \$ 75 (US)  
ISBN: 978-3-96704-072-2



### An entertaining exploration of trend-immune fashion classics and their surprising origins.

How did the plain white T-shirt become an everyday hero? Which movie star helped turn the leather jacket into a global icon? And were chinos really created for military purposes? The origin stories of these casual men's fashion staples will surprise you, often being traced back to subversive counter cultures.

*The Rebel's Wardrobe* unpacks the modern menswear lexicon and reveals, for example, why the Carhartt jacket designed for railroad workers became synonymous with skaters and graffiti artists, or how polo shirts made the leap from middle-class tennis clubs to British Mods. Traversing genres and styles, this book goes back to the gestation period of iconic pieces, showing how they became timeless classics transcending fashion.

Comprising THOMAS STEGE BOJER and BRYAN SZABO, *Denimhunters* is one of the internet's premier denim and heritage menswear authorities. It was founded in 2012 by Stege Bojer, who now serves as the editor-in-chief. Experienced writer and editor Szabo is a contributor to the site, and notably spearheads the writing and research for the *Well-Made Essentials* rugged menswear buying guide.

"If you've ever modeled one of your fits off one of Steve McQueen's timeless looks, wondered how and (more importantly) why the white tee looks eternally badass, or just wanted all the detailed history on your favorite iconic piece of clothing that still holds up from the past—you're gonna want to win this beautifully bound piece of men's fashion literature."

HEDELS  
"For anyone who wants to know the stories behind the key garments in your wardrobe (...)"  
SOHO RADIO

### The Cardigan: Knitted Kit for Settled Style

The conservative classic might be linked to fully domesticated masculinity, but it's got a surprising military pedigree.



The cardigan takes its name from James Bradstreet, the 7th Earl of Cardigan and lieutenant general in the British Army. Bradstreet led the famous Charge of the Light Brigade during the Battle of Balaclava, the 1854 engagement between Russian and British forces that also gave us the famous phrase "followed by stick-up-artists." Bradstreet made it all the way to the Russian lines and, after briefly engaging with the enemy, turned his horse on its heels and galloped back to the British lines. He lost more than 150 of his 600 men, but the charge became legendary.

When Cardigan returned to London, he was showered with praise for his gallantry. Bradstreet was composed in his home, and pictures appeared in London shops showing the general leaping over the Russian battery on horseback. The term "woolen waistcoat" that he had worn in the battle (and possibly designed) became fashionable in London, and people started referring to it as the "cardigan." Within a decade, sleeves were added to the waistcoat—both versions co-existed for a time. At first, the jackets were knit by hand, but with the advancement of knitting technologies, manufacturers were able to start producing cardigans by the 1880s in considerable numbers.

By the early 1900s, the knitted sweaters were popular in most modern wardrobes. Men and women wore them while playing golf or mixing socially. Coco Chanel is often credited with creating the women's cardigan shortly before World War I, but according to textile historian Leimont Oakes, "Chanel" was merely reproducing what was already a widespread trend. But she did help to further popularize the style, which became an essential item in Western fashion by the end of the 1920s.

As men's and women's began to ditch the shirt and tie in the '50s, the cardigan assumed a central role in a leisurely yet smart style that paved the way for the widespread relaxation of fashion in the '60s and '70s. Flirty-eyed star Bill Hays, Steve McQueen, and Clint Eastwood showed their softer sides by posing in woolly cardigans, and jazz musicians like Grant Green and Eric Dolphy wore



McQueen in red made all about it (1965). Bill Hays in a woolly cardigan (1960s). A woolly cardigan (knit by a group of English fishermen's wives, including Madeline V. Salkin) on a boat and on a streetcar. It was the official paper of the Nation of Islam. The issue here was published three days after 40 released Sonny Liston for the second time, scoring a TKO with the controversial "phantom punch."



Secret Admirer in London (1976). When the Harrington took off among its main rivals in the '70s, it became one of the backbone pieces of the emerging English style. Each generation takes a unique, evolving road style, and in the late '70s, the Page Brothers of Secret Admirer led the charge in a fit.



Frankie Poggioli at the Boney M. London (1977). Young revolutionaries and trendsetters brought the look Harrington was carrying around of subculture, it's an open question whether it adapted to each new scene, or the scenes adapted to it.

Dark, Grant Green, and The Roots' Monk, all of whom pioneered subversive takes on Ivy League style. London youths riffed on the fashion, using American button-down shirts and three-button suits with fish-tail pants and Italian sneakers.

In the mid-1960s, another John Simon, who catered to successive generations of mod, skatniks, and modheads, definitely named the jacket when he advertised the English-made G9 as the Rodney Harrington, taking the name from a character on *Peyton Place*, an American prime-time soap opera. The navy stripe gave the English-made jacket a degree of American cachet, and the English mod was it up, opening up outside the London by shop, many of them unaware that the jacket was a domestic product.

Style icons like Steve McQueen and Frank Sinatra added to its glamour, cementing its quintessentially American character.



Steve McQueen leans into his Harrington (1964). McQueen looks much like the first in a white Harrington with the collar flipped up for extra casualness. Paired with a crop-tote shirt and a soft '70s, the Harrington looks soft and sophisticated.



Frank Sinatra in a white Harrington (1964). Sinatra was recruited to the Army at the beginning of 1950, but he had contracted the illness that led to Parkinson's. He wore the shirt board to get a diagnosis, which was granted. This gave it all in the film, knowing that it would be his last role and the return from service. With help from the Harrington, he got a new one of the best and most useful performance of his career.







## THE NATURE OF BATHING

### Unique Bathing Locations and Swimming Experiences

Editor: gestalten  
 Features: Full color, hardcover, stitch bound, 256 pages,  
 21 x 26 cm, 8 ¼ x 10 ¼ inches  
 Price: € 45 (D) £ 40 \$ 65 (US)  
 ISBN: 978-3-96704-102-6



RELEASE (EUROPE & UK): APRIL 2024  
 RELEASE (INTERNATIONAL): MAY 2024

NEW



SAMPLE COVER

Dive deep into that age-old habit humans have carried over centuries—the ever-tranquil act of bathing in nature.

Whether in oceans or lakes, streams, or rivers; humans have been drawn to water and the unique bathing opportunities it offers. This title celebrates our connection with water, focusing on outdoor bathing locations around the world.

From spots nature created expertly herself to places designed by humans to harness rugged and remote surroundings, this book examines in detail the long-standing relationship between humans and outdoor bathing in a way sure to charm the inner bather in us all.

#### WHAT TO EXPECT

- An inspiring compilation of beautiful places to swim and bathe around the world
- Charming, inviting photography of natural pools in outdoor settings
- Feature-length articles detailing the cultures of bathing around the world and throughout history, the allure of the water, and swim cities

Harmony Park Tidal Pool - Cape Town, South Africa



56

Kalk Bay Tidal Pools and Brass Dell - Cape Town, South Africa



57

Kawazu Nanadaru Onsen - Kawazu, Japan



92



Kawazu - Japan



80





(ABOVE) NET PARUM EATUR AS ACCULLEPTAE. NEQUI OFFICID ERIS AUT ETUR REPREST EIUREPT ATQUIS UTE ESCIDI CUS EA ET.

### COLCA Y VOLCANES DE ANDAGUA

PERU

In llama land, with the Andes volcanoes as a backdrop and one of the deepest canyons in the world forming its backbone, the Colca y Volcanes de Andagua UNESCO Global Geopark is part of the ancestral home of the Huancarama, Coporaque, Sibayo, and Cabanaconde indigenous peoples.

#### GEOGRAPHY, GEOLOGY & CULTURAL HERITAGE

Cutting the Geopark in an East-West direction, the Colca Canyon reaches depths of more than 3,400 m at its deepest point – twice as deep as the Grand Canyon – making it one of the deepest in the world. It is home to the majestic Andean condor that can be seen exhibiting its two-metre wingspan, gliding close to the canyon's walls. The diversity of the landscape is impressive and for the most adventurous, hiking the multiple paths that go from the

>>>

106



## GEO PARKS

### The UNESCO Global Geoparks

Editors: gestalten & UNESCO  
Features: Full color, hardcover, stitch bound, 288 pages, 22.5 x 29 cm, 9 x 11 1/2 inches  
Price: € 50 (D) £ 45 \$ 70 (US)  
ISBN: 978-3-96704-088-3



RELEASE (EUROPE & UK): MARCH 2024  
RELEASE (INTERNATIONAL): MAY 2024

NEW



SAMPLE COVER

### Preserving nature's wonders for future generations.

UNESCO and gestalten collaborate on a book about the planet's spectacular landscapes, allowing readers to discover, enjoy, and learn more about the planet's natural wonders.

Encompassing sites across 46 countries, UNESCO Global Geoparks feature extraordinary geology and landscapes. Featuring world-class images, the title highlights the stunning beauty of these geoparks while taking the reader on an entertaining and insightful journey that unravels the mystique behind each site. What makes it special? Why is it worth preserving? How might it look in 100 years? We impart knowledge through detailed texts that are both authoritative and digestible for the layman. Fun facts, dos and don'ts, and geotourism guides ensure the content remains agile and engaging throughout, helping lay bare the jaw-dropping scale of each bucket-list destination. This book showcases nature in its rawest, most glorious form, doing so in an aesthetically wondrous way.

#### WHAT TO EXPECT

- Beautiful photography of geoparks on UNESCO's list, showing what makes them unique and worthy of designation and protection
- Informative, easy-to-read texts for each location, taking in geological history, as well as local and global cultural and historic importance
- Bite-size information containing highlights of each park, and basics for visiting
- Title created in collaboration with UNESCO, the body of the UN responsible for coordinating international cooperation in education, science, culture, and communication



(ABOVE) NET PARUM EATUR AS ACCULLEPTAE. NEQUI OFFICID ERIS AUT ETUR REPREST EIUREPT ATQUIS UTE ESCIDI CUS EA ET.  
(BELOW) BIS DISQO OD QUID ET ABRE OPTA INCIL IPTITUSAM NIS QUIDERIT ONIHIL IBUSANIO OODIT ES NIHILIBUS.



>>>

sea level during the last 2-3 million years. For long periods, the waves, frost and salt eroded the hard granite rock until the caves on each side of the rock met and became one. Local legends, however, have a much more interesting explanation in which the hole was created by an arrow during a spectacular quarrel amongst the trolls.

Trollfjell UNESCO Global Geopark displays a 600 million year-long geological history with chapters of closing oceans, the collision of continental plates, mountain building and erosion. In this period two events were of great importance: the shrinking and closure of the ancient Iapetus Ocean, with the creation of the Caledonian mountain chain, granitic batholiths and uplifting of the oceanic crust that formed the Leka Ophiolite, Norway's Geological National Monument and a rare geological occurrence; but also, the several Ice Ages of the

>>>

TROLLFJELL / EUROPE

161



(ABOVE) BIS DISQO OD QUID ET ABRE OPTA INCIL IPTITUSAM NIS QUIDERIT ONIHIL IBUSANIO OODIT ES NIHILIBUS.

#### ITOIGAWA JAPAN

As if being northeast Asia's only major deposit of jade stones was not enough, the Itoigawa UNESCO Global Geopark, the first in Japan, also tells the complete story of the formation of Japan's islands and hosts a vast forest home to some of the most important species of the country. It is literally, a true gem of the Pacific.

**GEOGRAPHY, GEOLOGY & CULTURAL HERITAGE**  
Named after Itoigawa city, literally translated to "Thousand Fish River", the name is hard to pronounce even for native Japanese speakers with opinions differing as to where the curious name originated. One thing is certain, it is certainly a lot millennia old, and contrary to expectation, the Itoigawa river is nowhere to be found. Theories abound however, with some believing that it must have been the plentiful three-spined stickleback, a freshwater

>>>

122



terraced farmlands on the rim to the bottom of this impressive fissure, is a must.

Surrounding the canyon, the area is known as the Valley of Andagua, a vast stretch of volcanic landforms where 25 volcanic cones, lava domes and lava flows can be observed like nowhere else.

The region's most important urban centre but outside the Geopark's territory is Arequipa, the second most populated city in Peru. Founded in 1540, the city site at the base of Mount Misti an active volcano. The region is known for the "Puma's mummy" discovery in 1905. Also known as the Mt. Ampato Mummy, the body of a woman and several other Inca girls, thought to have lived sometime in mid-13th century, were found in ceremonial robes naturally preserved by the frozen environment of Mount Ampato's summit (6,715 m). The burial site was revealed after volcanic activity melted the snow cap and the discovery was crucial for the understanding of the genetic, cultural, and religious history of this region. The remains are currently in the Andean Sanctuary Museum in Arequipa.

#### HIGHLIGHTS

1) The region's gastronomy with its traditions; 2) The journey in a journey in time to the way indigenous populations survived the hardships of the region; 3) Throughout the geopark there are traditional and mystical festivities such as: payments to the Pachamama, planting and harvesting water, Catholic masses that are accompanied by dances and highlights; 4) The Andean Sanctuary Museum in Arequipa.

#### PROFILE

Area: 6382 km<sup>2</sup>  
When to Visit: July–November  
Population: 21 000  
UNGG since: 2019

(ABOVE) NET PARUM EATUR AS ACCULLEPTAE. NEQUI OFFICID ERIS AUT ETUR REPREST EIUREPT ATQUIS UTE ESCIDI CUS EA ET.  
(BELOW) BIS DISQO OD QUID ET ABRE OPTA INCIL IPTITUSAM NIS QUIDERIT ONIHIL IBUSANIO OODIT ES NIHILIBUS.

104

ANDAGUA / SOUTH AMERICA



(ABOVE) NET PARUM EATUR AS ACCULLEPTAE. NEQUI OFFICID ERIS AUT ETUR REPREST EIUREPT ATQUIS UTE ESCIDI CUS EA ET.  
(BELOW) BIS DISQO OD QUID ET ABRE OPTA INCIL IPTITUSAM NIS QUIDERIT ONIHIL IBUSANIO OODIT ES NIHILIBUS.



109



We skirt the bases of ancient volcanic plugs that thrust upwards to pierce the sky, and although absorbed by feelings of peaceful seclusion, we are never alone.

66



While these experiences provide a nostalgic dip into Lesotho's past, our time spent riding bikes lets us see a possible future for some Basotho. For the last three days of riding we're joined by Botang Molapo, a young local mountain biker who has his sights set on becoming a mountain bike guide and mechanic. He bristles with enthusiasm and sets a pace few of us can match – Isaac's horse included. We streak across vast, open plateaus under enormous skies, and descend loose, dusty canyons to follow gurgling rivers. As tourists, Claudio, Kevin, and myself agree that we've visited few places as seemingly empty and unspoiled as Lesotho, but are acutely aware that one goes hand in hand with the other. As Chinese investment pours in to build jeans factories in Maseru, it's hard to say what reach this investment will have among the rural communities – villages that make up three quarters of Lesotho's population. But that's where Isaac and Botang, Thumelo, and Thabo enter the picture. They know how to paint the landscape ahead, and what role adventure tourism can have in transforming the economy of rural Lesotho. As we pull up on the edge of a rocky escarpment to overlook the sprawl of Roma below, I wonder if in years to come these trails will be busy with hikers and mountain bikers, all being guided by young, blanket-wearing Lesotho horsemen like Isaac. Then, punctuating the days of searching for solitude, perhaps the old disused trading posts will have been brought permanently out of retirement as full-time lodges. I wonder how Lesotho will balance its rich traditions with the promising future being grasped by people like Isaac, and I wonder if beans on toast will still be on the menu.

67



## VOYAGES

### Sidetracked Beyond

Editors: Sidetracked & gestalten  
 Features: Full color, hardcover, stitch bound, 288 pages, 22.5 x 29 cm, 9 x 11 1/2 inches  
 Price: € 45 (D) £ 40 \$ 65 (US)  
 ISBN: 978-3-96704-144-6



RELEASE (EUROPE & UK): APRIL 2024  
 RELEASE (INTERNATIONAL): JUNE 2024

NEW



SAMPLE COVER

They say it's the journey rather than the destination that truly counts. Here, we look at some of the best and longest adventures to test the human spirit.

From 1,000-km running paths across mountain ranges to bikepacking across continents, the longest journeys have the power to change us in ways that we can scarcely imagine as we set out. *Voyages* will take us around the world through a series of long-distance, human-powered adventures that inspire. The stories in this book may involve mountains, deserts, water, polar regions, cultural discoveries, personal growth, or a combination of everything, but the common thread is that these journeys are as meaningful as they are ambitious.

#### WHAT TO EXPECT

- A compendium of fascinating stories of long-distance, human-powered journeys—from paragliding the migration route of the monarch butterfly or crossing Kyrgyzstan by horse
- Stunning photography of natural locations all around the world, from the polar regions to the South Pacific
- A title co-edited with *Sidetracked*, an online and print magazine devoted to telling stories of adventure and rooted in inspirational journeys

**SIDETRACKED** is an online and printed journal featuring a limited collection of personal stories of adventure travel, journeys and expeditions. The concept is simple; to capture the emotion and experience of adventures and expeditions throughout the world... and to inspire.



As my dizziness sways in time with the eddying wind beyond the canvas of my shelter, as the heat flaring in my muscles mirrors its rage and my own, every moment of my 10 months on the road touches me. Every hardship, every joy.



Finally, we reached a berm of Russian driftwood at the top of the beach and tumbled out onto the grey sand. Our hopes were dashed.





Caption blindtext Ebit ea sam, quiam laccumq uaeperio repratquo eos modit lis diciis.

THE MENTAL JOURNEY 105



Caption blindtext Ebit ea sam, quiam laccumq uaeperio repratquo eos modit lis diciis.

THE PHYSICAL JOURNEY 67

## THE GREAT DIVIDE

### Walking the Continental Divide Trail

Editors: gestalten & Tim Voors  
Features: Full color, hardcover, stitch bound, 240 pages, 17 x 24 cm, 6 3/4 x 9 1/2 inches  
Price: € 35 (D) £ 30 \$ 50 (US)  
ISBN: 978-3-96704-108-8



RELEASE (EUROPE & UK): FEBRUARY 2024  
RELEASE (INTERNATIONAL): MARCH 2024

NEW



SAMPLE COVER

### The endurance test of a lifetime along the length of the United States.

At 3,100 miles or 5,000 km, the Continental Divide Trail is the longest trail through any country in the world. Also known as the CDT, it is renowned for being beautiful yet brutal—an endurance test requiring versatility, flexibility, and adaptability in the face of nature's many whims.

With the Pacific Crest Trail already under his belt, Tim Voors turns his attention to the second of the country's three great thru-hikes, charting a path through the heart of the United States.

#### WHAT TO EXPECT

- A book in three parts, discussing the physical, mental, and spiritual aspects of the journey
- Photographs and illustrations captured exclusively by the author himself and first-hand descriptions of the awe-inspiring landscapes
- Philosophical musings on the nature of choice and decision making in the face of nature's many curveballs
- Practical tips on creating an itinerary, do's and don'ts, and packing lists

**TIM VOORS** works around the world as Interim Creative Director and Speaker for major multinational brands such as The North Face, for whom he has helped win numerous international awards. Voors was Co-founder and President of The Freeforce Foundation, and Board Member of the Art Directors Club Netherlands for five years. A passionate part-time teacher at the Art Academy of Breda and the School of Journalism in Windesheim Zwolle, this is his second book with gestalten after *The Great Alone*, his inspiring account of the Pacific Crest Trail.



Caption blindtext Ebit ea sam, quiam laccumq uaeperio repratquo eos modit lis diciis.

"What, now?" I said, glancing down at my unfinished office work.  
"Yup." With that, he hurried on back to his tent to get packed up. I wondered whether skipping this upcoming section was wise.  
"Chester, should we hitch around the fire?" I tried as I hurried on behind him, back to where all our tents were set up in the neatly moved RV campsite.

"Minti te etrimio exerume con con Les volorepudi praitiaque et offic tempus ma quam ides con Les volorepudi praitiaque et dolorum archilicium."

"Be my guest Van Go, but we're heading out. The wind is pushing the fire in the other direction. We should be fine if we push on." He spoke hurriedly as he collapsed his tent.

"But the wind could turn at any time," I heard myself think as I, too, started packing up my tent. "What if the wind shifts, and we are stuck in the middle of it?" But once again, my desire to stay in the safety of the group won.

As I went to pay our bill for the campsite, I asked the attendant what she thought. "Excuse me, ma'am, do you have any new information about the fire? Did any of the firefighters stop on their way past your store?" I hoped she would have more up-to-date information than the flyer Chester had showed me.

"Sorry, honey. I know as little as you do." She glanced down at the piece of paper in my hand. "But what I do know is that I would not go out there. My husband always hunts up in those hills, and he just called me to say he wouldn't risk heading out into that smoke. But it's your call, honey." She smiled gently. There had clearly been numerous wildfires around here in the past years, and although she warned me, she delivered her message without much of a fuss. It seemed to be business as usual. As if the entire United States had been on fire these past years. Drought after drought, fire after fire.

I returned to the gang unsure we were making the right call. But they didn't see the danger as of yet. The fire was still at a safe distance from the trail, and if we pushed on, we could pass the worst of it within two days and be in the next town within a week.

"All the Rangers haven't closed the trail, it's still safe," Rip declared. But she could see the worried look on my face as we headed back up the steep bank of the trail, leaving the safety of Sala behind us.

#### Stupid

M11 • 015

What is a definition of stupid? How about this: You head into the wilderness, directly towards a 38,000-acre (15,378 hectare) wildfire, with seven days of food on your back—and you hope that the wind doesn't change direction. I kept thinking about the worst as we trekked out of Sala: stupid, stupid, stupid. Just before we left, we had called the district fire service to get their latest advice, and although the winds were picking up, the lady we spoke to felt we could get through in time as long as we were fast. We headed back up into the mountains, already dry and bleak in the wake of past fires. Tall charred trees reached out for miles. On the not-so-distant horizon, billowing clouds of purple-grey smoke rose high into the sky. We'd reached the trailhead just before noon, so it was going to be a long late hike into the night to get the first 24 miles (39 km) done and safely outrun the fire. More importantly, we had to outrun the smoke. Unpredictable winds could make breathing and hiking impossible.

THE PHYSICAL JOURNEY 73

lower alternate around the first section of the San Juans to avoid the snow, we did get a good feel for their beauty in the southern section. High above the tree line, a soft quilt of endless shades of yellow stretched over the vast range. Grass swaying in pale warm yellows, faded green yellows, warm autumn yellows, and rusty yellows. There were more shades than I could possibly try to describe. It was a beautiful blend of color, stretching out as far as the eye could see, filling my heart with joy throughout the day. Due to the remoteness, there were no roads, no day hikers, no hunters, no internet, no cell reception, no ski lifts, no pizzas, no cappuccinos, no nothing. This was the wild open expanse I had longed for the past four years. The only sign of civilization was the thin trail that cut through the hillside, guiding us farther south. The American wilderness is unique in so many ways, without light or noise pollution from a nearby town. You can get lost out here, both physically and inwardly. Lost in thought, lost in reflection, and lost in the moment.

#### Self-Pity

M12 • 2,345

I woke up in a yellow cloud. We had camped high on a ridge with mist surrounding us, and although it wasn't raining, you could feel the moisture in the air. The sun must have risen just above the horizon and had covered the clouds in a golden glow. But the rest of the day did not have a golden, or even silver, lining. Shortly after I started walking, the heavens opened once again, and it rained all day. Although the clouds were not as high and hard as previously, I found the day to be quite heavy. The rain pulled me down, weighing down my backpack and mind. There was no point complaining, but I couldn't wait for it to end. Hopefully, the next day would bring sunshine.

In total, it had been raining for seven days now, but it felt more like seven years. My daily routine was turning into that of a zombie, putting on cold, wet socks and shoes and dressing in wet layers. It wasn't easy to raise my inner temperature, and only by hiking fast could I warm up my core. My hands hurt, and I couldn't feel my feet any more. I kept slipping and sliding or having to clamber over the fallen trees. But I put my head down and trudged on. Stopping to break for food wasn't really in the cards in those circumstances, as my core temperature dropped if I didn't keep moving. We could only move forward.

We walked from one cloud to another, and only when there was a small break in the cover could we see a new type of landscape around us. It had become more hilly than mountains, covered in coarse grasslands that reminded me of Scotland. Only here there were no paths to shelter in. No jacket potatoes or good pins of stout. Not only that, but this land wasn't used to this kind

I sighed a long breath of relief. After more than a month of Colorado's Rocky Mountains, without a single flat moment, the trail finally evened out the day before we hit New Mexico. Colorado had been brutal. Beautiful but brutal. I had forgotten what it felt like to be able to walk three miles an hour. To walk at an even pace with long strides, to put my head up and dream of new endeavors. It was a sign of what was to come, I was really looking forward to New Mexico, that, and the lower elevation, sounded like music to my ears, feet, and lungs. I couldn't imagine a better place to be.

100





## A Cliff-Hugging A-Frame With a Zion National Park Panorama

ZION ECO CABIN  
HILDALE, UTAH

Sipping coffee on the deck of Zion Eco Cabin in the early morning, one might spot a golden eagle or a hawk slicing through the azure Utah sky. Or, peering below the deck's high perch, one can see deer or ring-tailed cats—a cougar even—roaming the canyon floor. No matter where your gaze rests, nature captivates the experience.

This was the intent of owners Lee and Mindy Barlow when they designed the 144-square-foot (13-square-meter) A-frame. The Barlows structured the house so that each line of sight deliberately guides the view to the landscape, framing nature's artwork.

Set in the pink-hued rocks of the Caneva Mountains on the southeast boundary of Zion National Park, the home's location is surrounded by nearly 45,000 acres (18,211 hectares) of pristine wilderness. This is a place where eons of wind and water have sculpted blocks of Navajo sandstone, delicate arches, and slim slot canyons; where plateaus wear crowns of ponderosa pines and juniper, and sagebrush stud the mountains; and where seeps in the canyon walls nourish hanging gardens of monkeyflower and maidenhair fern. The A-frame welcomes this wild nature indoors via an entire wall that lowers up, opening the interior space to a wide-planked deck. Stairs lead to a lower deck and then to a bottom-level patio where an energy-efficient eco-spa sits—the spot to enjoy the glittering nighttime celestial sights.

The Barlows integrated the staircases and decks to seamlessly meld with the undulating contours of the cliffside, and the decor pays homage to the terrain, too, with layered textures and vibrant colors set against a palette of tawny tans and creamy beiges. Most of the external facade of the home finds its origins in repurposed materials, a testament to the Barlows' commitment to harmonizing the construction of Zion Eco Cabin with conservation and resourcefulness.



223



208



JOSHUA TREE NATIONAL PARK

209

## PARKLIFE HIDEAWAYS

### Cottages and Cabins in North American Parklands

Editors: gestalten & Parks Project  
Features: Full color, hardcover, stitch bound, 256 pages, 22.5 x 29 cm, 9 x 11 1/2 inches  
Price: € 45 (D) £ 40 \$ 60 (US)  
ISBN: 978-3-96704-139-2



AVAILABLE

Get closer to nature by exploring the best examples of living by the USA and Canada's stunning national parks.

Parkitecture, otherwise known as National Park Service Rustic, is the beloved architectural style of the U.S. national parks and the inspiration for this compilation of homes and off-grid hideaways nestled in some of North America's most beautiful natural landscapes. Made in collaboration with Parks Project, *Parklife Hideaways* shines a light on magical homes built to make minimal impact while celebrating the natural features of the surrounding landscapes and their transcendent vistas. From the verdant forests of New York State and British Columbia to the snow-covered peaks of Alaska; from the sunset-blessed deserts of Arizona to the rugged California coast, these unique sanctuaries are a testament to conservation and how human design can partner with nature.

Among them are cabins, cozy nooks inspired by treehouses; A-frame structures and desert retreats open to the vastness of the sky. We look at the evolution of parkitecture styles over the decades, as well as the ways in which people adapt to living in remote places. And we meet some of the mavericks who make the dream of living in nature a daily, mindful reality, preserving it for generations to come.

#### YOU MIGHT ALSO LIKE




**THE PARKLANDS**  
Trails and Secrets from the National Parks of the United States

Editors: gestalten & Parks Project  
€ 45 (D) £ 40 \$ 60 (US)  
ISBN: 978-3-96704-029-6



NEW



### A Puzzle-Box Cabin in the Swannanoa Valley of North Carolina


The Nook is a tranquil haven deeply rooted in nature and the local community that invites guests to live differently.



Checking in at Mike Bellem's jewel of a cabin in the Swannanoa Valley involves taking a winding path through white oak and black walnut. Unlike most trails, this one has been designed to deliberately slow visitors down—the first opportunity of many around The Nook to take a breath and adjust to the rhythm of the natural world. With that shift of perspective, Bellem's bewitching sanctuary begins to reveal a trove of unexpected details hidden away within its humble 400 square feet (37 square meters). "On the outside, it's a pretty cabin," he says, "but if you start to unpeel the layers, there are all these different stories to uncover." There's the intentionally impractical tea loft above the kitchen that turns a morning brew into a miniature ceremony; the locally crafted black walnut lacquer to match the view of the black walnut tree; or the diorama made with fur from the nest of a baby rabbit Bellem saved from the jaws of a black snake while building his arid retreat.

Born in the mountains of Western North Carolina, Bellem grew up with parents who shared a love of gardening and foraging, but it wasn't until the photographer encountered the off-grid homestead Wild Roots, which he chronicled for *National Geographic*, that he experienced something of an epiphany. Committed to deepening their connection to the land, the Wild Roots community has adopted many of the Earth skills innovated by the Cherokee people who historically lived in the area. "I go really thirsty for all that knowledge," says Bellem. "Learning how to make a fire

139



BLACKBERRY FARM

123



## SURF PORN

### Surf Photography's Finest Selection

Editors: gestalten & Gaspard Konrad  
Features: Full color, hardcover,  
stitch bound, 256 pages,  
24 x 30 cm, 9 1/2 x 11 3/4 inches  
Price: € 50 (D) £ 45 \$ 75 (US)  
ISBN: 978-3-96704-128-6



Compiling the world's best surf photographers, *Surf Porn* is a visual impact on the true essence of surfing.

The enchanting appeal of surfing has conquered many hearts, and it's no surprise. The thrill of catching the dream wave, the perfect wind flowing along as you drift, the feel of heavy water under the board—all these leave you feeling free and mighty.

In *Surf Porn*, it is not only the right tide that is important, but the right light. For the first time, the most famous surf photographers have come together to share their best work in one book. Featuring Morgan Maassen, Chris Burkard and many others, *Surf Porn* captures the most astonishing moments from the rarest surfing spots on our blue planet.

Brought together by Gaspard Konrad, who curates under the moniker *Surf Porn*, the collection of photography in this eponymous book invites the readers to embark on a fascinating journey through the world of surfing and creates a deep longing for the next perfect and unriden wave.

---

From an early age, French native **GASPARD KONRAD** was fascinated by the beauty of the ocean and surfing. Passionate about surf photography, he started to collect images before social media was born. Sharing them one day on Instagram resulted in hundreds of thousands of surf\_porn followers. **KONRAD** dedicated his life to the environment by founding WeFix, a fast-growing company specialized in repairing smart devices. He is also an active member of the Surfrider Foundation's Blue Collective.



## THE OCEANS

### The Maritime Photography of Chris Burkard

Editors: gestalten & Chris Burkard  
Features: Full color, hardcover,  
stitch bound, 320 pages,  
24.5 x 33 cm, 9 3/4 x 13 inches  
Price: € 60 (D) £ 55 \$ 80 (US)  
ISBN: 978-3-96704-126-2



The most famous outdoor photographer captures and celebrates the oceans in all their beauty and majesty.

The oceans are the lifeblood of our planet, a source of mystery, wonder, and biodiversity. In this awe-inspiring photo book, acclaimed photographer and explorer Chris Burkard takes us on an exhilarating journey into the thundering waves, kaleidoscopic marine life, and ever-shifting beauty of the world's deep blue waters. Chase the northern lights amid frozen seascapes, breathe soft westerlies off the Pacific, and dip your toes in the cerulean waters of the tropics. Burkard has spent almost two decades crossing the globe and clicking the shutter far from the beaten track, risking sub-zero temperatures and death-defying waves to share his love for the oceans. Through his lens, these transcendent images of the wildest places on Earth are a passionate call to action, a reminder of humankind's urgent need to preserve and protect our fragile blue planet.

Dive into *The Oceans* and experience the breathtaking beauty of the world's deep blue waters.

---

**CHRIS BURKARD** is an adventurer, photographer, author, and creative director based in California, best known for inspiring photographs of natural landscapes in far-flung regions of the globe that he makes accessible to millions of people on social media.





**WANDERLUST NORDICS**  
Exploring Trails in Scandinavia

Editors: gestalten & Cam Honan  
Features: Full color, hardcover, stitch bound, 300 pages, 22.5 x 29 cm, 9 x 11 1/2 inches  
Price: € 45 (D) £ 40 \$ 65 (US)  
ISBN: 978-3-96704-080-7



**WANDERLUST USA**  
The Great American Hike

Editors: gestalten & Cam Honan  
Features: Full color, hardcover, stitch bound, 320 pages, 22.5 x 29 cm, 9 x 11 1/2 inches  
Price: € 45 (D) £ 40 \$ 60 (US)  
ISBN: 978-3-89955-985-9



**WANDERLUST ALPS**  
Hiking on Legendary Trails

Editors: gestalten & Cam Honan  
Features: Full color, hardcover, stitch bound, 256 pages, 24 x 30 cm, 9 1/2 x 11 3/4 inches  
Price: € 45 (D) £ 40 \$ 65 (US)  
ISBN: 978-3-89955-901-9



**THE PARKLANDS**  
Trails and Secrets from the National Parks of the United States

Editors: gestalten & Parks Project  
Features: Full color, hardcover, stitch bound, 368 pages, 22.5 x 29 cm, 9 x 11 1/2 inches  
Price: € 45 (D) £ 40 \$ 55 (US)  
ISBN: 978-3-96704-029-6



**WANDERLUST HIMALAYA**  
Hiking on Top of the World

Editors: gestalten & Cam Honan  
Features: Full color, hardcover, stitch bound, 304 pages, 22.5 x 29 cm, 9 x 11 1/2 inches  
Price: € 45 (D) £ 40 \$ 65 (US)  
ISBN: 978-3-96704-002-9



**WANDERLUST EUROPE**  
The Great European Hike

Editors: gestalten & Alex Roddie  
Features: Full color, hardcover, stitch bound, 328 pages, 22.5 x 29 cm, 9 x 11 1/2 inches  
Price: € 45 (D) £ 40 \$ 65 (US)  
ISBN: 978-3-89955-866-1



**WANDERLUST ALPS**  
Hiking Across the Alps

Editors: gestalten & Alex Roddie  
Features: Full color, hardcover, stitch bound, 336 pages, 22.5 x 29 cm, 9 x 11 1/2 inches  
Price: € 45 (D) £ 40 \$ 65 (US)  
ISBN: 978-3-96704-021-0



**CLIFFHANGER**  
New Climbing Culture & Adventures

Editors: gestalten & Julie Ellison  
Features: Full color, hardcover, stitch bound, 288 pages, 22.5 x 29 cm, 9 x 11 1/2 inches  
Price: € 39.90 (D) £ 35 \$ 60 (US)  
ISBN: 978-3-89955-996-5



**WANDERLUST BRITISH & IRISH ISLES**

Hiking the Trails of Great Britain and Ireland

Editors: gestalten & Alex Roddie  
Features: Full color, hardcover, stitch bound, 304 pages, 22.5 x 29 cm, 9 x 11 1/2 inches  
Price: € 45 (D) £ 40 \$ 65 (US)  
ISBN: 978-3-96704-103-3




From breathtaking nature to timeless culture, explore the hiking trails and the wonders of the British Isles.

The British and Irish Isles are a paradise for hikers—uniquely blending breathtaking nature, fascinating local history, and timeless culture. Whether you're an avid hiker or an armchair traveler, this new addition to the *Wanderlust* series will take you from the heart of the Scottish Highlands to the Lake District of Ireland, and onward to the expansive coastline of the English Riviera.

*Wanderlust British & Irish Isles* celebrates the best hiking trails, ranging from short-distance jaunts to traditional long-distance hikes, and details the best of culture from Great Britain and Ireland.

Get inspired by stunning photography showcasing the diverse natural landscapes and rich national history of the region, and make the most of your adventure with the book's maps and valuable insights on the trails, the best time to hike them, and the memorable highlights you'll encounter along the way.

**ALEX RODDIE** is an experienced mountaineer and hiker, exploring nature's wild for over 15 years. Based in England, Alex works as an editor, writer, and photographer for outdoor-related publications and websites.



**GOOD TO KNOW**  
Start to finish Cardiff to Conwy, Wales

**SEASON**  
All times of the year can be well or windy, but the months from May to August have the highest chance of settled weather.

**ACCOMMODATIONS**  
It is difficult to complete the Cambrian Way without camping. Most towns or villages have limited accommodations, but there are some hostels, notably YHA Brecon Beacons, Ty'n Cornel, and Pen y Fân. In remote sections, especially in the Cambrian Mountains, there are few options beyond wild camping. Although wild camping is not a legal right here, it has a long tradition and is widely tolerated if done discreetly. Pitch late, leave early, and leave no trace.

**HIGHLIGHTS**  
1. The towers of Castell Cuth near the start  
2. Pen y Fân and the Brecon Beacons  
3. The abbey ruins at Strata Florida  
4. The ascent of Cadair Idris, the Bannogs, and Cnicht (the Welsh Matterhorn)

**HELPFUL HINTS**  
**WHAT TO BRING**  
Most hikers will need a backpack of around 80L capacity. Carry a tent capable of standing up to high winds and heavy rain and a sleeping bag warm to around 5°C (41°F).

**FOOTWEAR**  
The terrain varies—some slopes are boggy, while others are rocky. Keeping your feet dry is likely to be difficult. Whatever footwear you choose, ensure you will be comfortable wearing it for long days with a heavy pack.

**PUBLIC TRANSPORTATION**  
Cardiff and Conwy are both well served by train services.

**NAVIGATION**  
It is advised to carry paper maps and a compass (and know how to use them) in addition to a GPS watch or handheld, and have the route saved offline on a navigation app on your phone.

**SAFETY**  
In remote country, the consequences of illness or injury could be severe. Carry a whistle and flashlight. A satellite communications device could also be useful in an emergency.

**SUPPLIES**  
Not every village has a food store, so plan ahead. You will often need to carry food for several days at a time.

**WATER**  
Water is plentifully available almost everywhere as there are countless streams. Treat or filter water if there is livestock around, and always at lower elevations.

**THE BEACONS WAY**  
At 138.8km (86.7mi) with 8,322m (27,319ft) of ascent, the Beacons Way is a challenging tour of the Brecon Beacons and Brecon Beacons that will take most hikers at least a week to complete. With plenty of summits and a lot of rough ground, it is another route best for experienced walkers. The route begins at Aberystwyth in the west and finishes at Llangadfan in the east. Although some sections coincide with the Cambrian Way, notably over the Pen y Fân ridges, it also explores other parts of the national park.

**CELEST'S GRAVE**  
Legend has it that a stone monument at Bodegwynn marks the last resting place of Goleu—faithful canine companion to Llywelyn the Great, a medieval Welsh prince. The story goes that Llywelyn believed the dog had killed his infant son when he saw Goleu's jaws dripping with blood and the cold empty. Enraged, the prince killed the dog, but the child was safe. Goleu had instead killed a wolf pup that shared the boy's blood with remorse. Llywelyn never smiled again.

**BLANKET BOG**  
A blanket bog is an area of peatland that forms in climates of high rainfall and low evaporation, allowing peat to thrive not only in wet hollows but also over larger expanses of undulating land. Blanket bogs play a vital role in the ecosystem. Their waterlogged peat absorbs vast quantities of carbon, which helps prevent flooding while accumulating vast amounts of carbon. Despite its somewhat homogenous appearance, the blanket bog along the Cambrian Way includes over 300 species of moss and liverwort.







## LEAVING THE COMFORT ZONE

### The Adventure of a Lifetime

Editors: gestalten, Olivier Van Herck & Zoë Agasi  
 Features: Full color, hardcover, stitch bound, 320 pages,  
 22.5 x 29 cm, 9 x 11 1/2 inches  
 Price: € 45 (D) £ 40 \$ 65 (US)  
 ISBN: 978-3-96704-098-2



When you are leaving the comfort zone for an outdoor adventure the most incredible things can happen.

*Leaving the Comfort Zone* showcases what it's like to experience the full spectrum of life. From encountering different cultures to embracing the freedom of nature, this adventure ultimately takes you on a journey of exploration and self-discovery.

Filled with striking imagery and expert advice, this book provides valuable first-hand accounts and insights to plan your own expedition, from where to stay, what to eat, and who you might encounter along the way. From cycling, hiking, canoeing, skiing, and sailing, Belgian-Dutch couple Olivier Van Herck and Zoë Agasi take you on a 40,000 kilometer (25,000-mile) journey spanning four years across continents and several countries. Utilizing the power of the human body, the most incredible things can happen when you leave your comfort zone.



**OLIVIER VAN HERCK and ZOË AGASI** are a Belgian-Dutch couple who have spent four years traveling the world in six different travel methods. In 2016, they left inexperienced and for an indefinite period of time on two antique bicycles.

"Flick through the pages of *Boatlife at your own risk: so dreamy are the scenes captured by Katharina Charpian that you might end up not being satisfied with a mere holiday getaway. (...) The book contains more than just awe-inspiring photography of the Arctic Circle, the Med and the coastlines of the Americas: Charpian has collected maps and itineraries too that will have you planning a life on the ocean wave well beyond your two weeks of annual leave."*

#### HOMES & INTERIORS



For the last 200 kilometers (124 miles) on skis, we follow the Kviteseid River trail. Sweden has hundreds of free cabins and shelters, such as this pilgrim's chapel near Mora, where anyone can enjoy the full-on-open air (bottom).

## Open-Air Life

Scandinavia as Our Home Away from Home

**Z**oë's hair is washed and wet. The water in the lake is barely 1°C (34°F), but the dip feels like a warm blanket. She is making more refreshing than a cold dip after several long days of sports. She cracks her spine about every 10 minutes. When all eight garments are washed, Olivier wrings them out and hangs them over the daisies along between two trees. The wind and sun do the rest. Next to it is our temporary home, a beautiful wooden shelter, within which we have set up our tent. The shelter has three walls and is open at the front, it is more than we need. We have just arrived and already feel completely at home.

We entered Sweden three days ago and the steep climb around the Norwegian fjords immediately gave way to a more rolling landscape, with more rivers and lakes. We have been dropping in the tent for 11 nights in a row, but the Swedes aren't surprised by that. We meet people everywhere in nature being active. People fish, hike, or frugal berries and mushrooms in the forest. Yesterday, we saw a family picnicking in the rain, and earlier, we saw people taking a morning swim in the cold lake. In general, we see families getting out completely. It makes us happy. The Scandinavian people show us that it is possible to combine a love for the outdoors with everyday life. They all balance the responsibilities of jobs, houses, and families, yet they make enjoying the great outdoors a priority. *Privilégio—open-air life—day call it.*

In the forest, we collect dry wood for our campfire. Making the campfire is Zoë's job. Discarded, she arranges the twigs in piles from thin to thick. This is how she learned it, and this is how she always succeeds. Olivier stuns the sand from the freshly stacked charcoal and fills a pan with water from the lake. The kitchen is his territory and his moment of rest after a day on the skis. The main course is pasta with cream, onions, and mushrooms. A loaf of bread is baked in a portable oven next to the fire. It is our desert, along with the blueberries we receive from nature every day. We sit on the bench around the fire pit and watch the dancing flames. It is so cold, but still, we sit close together. The only sound is the crackling of the pine. The water is a perfect mirror, and the fire warms our feet in the sky.

Our childhood home will always be our home, but the outdoors is our home away from home. The outdoors are always with us wherever we go. They are in the air and in the people. During the day we coast the miles, but these evenings are what really make us enjoy life.

#### The last day

The skate plan that we made in Fort Kent was to board a freighter ship in Canada and sail to Germany. From there, we would sail through Scandinavia and then end in the Netherlands. Thus, the circle would be complete. Could mean the circle would not be complete but give us the freedom to leave for Scandinavia with no final destination. For a while, we were in the middle of September, we receive a message from Walter, a colleague of Olivier's father's who has been following our journey since the start. He has an offer to make. "Our vacation home in Sweden is vacant as you can spend the winter there," Walter writes. We look at the map, see that we passed that region two weeks ago, turn around, and skate via a detour to our new destination.

"Last day," Olivier whispers as he gently wakes Zoë. The sun peeks quietly over the tent. A tractor hums in the meadow, and an occasional car drives on the asphalt road in the distance. We have woken up for these moments in the background for many years. The walls of the tent visibly separate us from what is out there, but we can hear, feel, and smell it. In an hour, the tent will be packed up, but for now, we enjoy the last morning in our portable home.

19 kilometers (9.3 miles) remain to our final destination. A walk to the front door and back compared to our total travel distance. A few weeks ago, we completed 40,000 kilometers (25,000 miles) via human power, equal to the circumference of the earth.

"To take so long to get there," people often say when they see us traveling. That's the idea. We want to travel slowly, to see and smell the environment, to notice details of the culture, and to work our muscles. We don't choose the fast lane but the path of adventure. There is no better way to discover a country than to travel through it slowly.

We cover the last few meters on foot. We don't do that to extend our last day, but out of necessity. Two days ago, a creek appeared in Olivier's skate, so we had been had walking, half-creatively sliding on the finish. No crusting, just hard work. That's how we like it and exactly what we think it should be like.

That's probably why we are in the driveway of the vacation home. We have lived on the road for four years, but our life underfoot ends here. It was exactly four years ago on the 10th of September, 2016 that we got on our bikes in Amsterdam at the beginning of our trip. It is perfectly normal. A day like any other.

## THE GETAWAYS

### Vans and Life in the Great Outdoors

Editor: gestalten  
 Features: Full color, hardcover, stitch bound, 304 pages,  
 21 x 26 cm, 8 1/4 x 10 1/4 inches  
 Price: € 39.90 (D) £ 35 \$ 60 (US)  
 ISBN English: 978-3-96704-059-3



ISBN French: 978-3-96704-062-3



When your home is on four wheels, life becomes a new kind of adventure.

What if you could pull back the curtain to a new view each day? Call the Alps your office? Head off-road into the sweeping sand dunes of the Sahara for a few days of total peace? Dip into the Mediterranean any day of the week? And, as the sun starts to set, return to the comfort of your compact roving home?

This compendium of the world's most fascinating vans and four-wheeled homes shows that home really is where you park it. Let the creative fit-outs inspire your own van-venture, and join the journey with illustrated maps that take you across snowy mountain passes and along sunny ocean roads. Van life is a movement for all seasons, so throw off the shackles of modern life and join us as we hit the open road.



Parking up by the water in the snow-capped mountains offers panoramic views of the sea and the mountains. The last stop on her route was in the Scottish Highlands, with its dramatic valleys and mountains formed by glaciers and volcanic activity. It is famed for its otherworldly landscapes and is also home to a thousand-year-old Fish Museum dedicated to preserving the area's cultural history. As an experienced vanlifer, Niska is full of advice for a magical trip. "Leave space for surprises. It's nice to check and do research before heading out for a trip. But, I think the magic of traveling, though, is finding places that you haven't seen a photo of before!"



Coffee with a view (above left). Benno practices wood chopping for the day, done (right).

uncommon in this part of the world," says Lowndes and Hanshor. "The old design always intrigues other travelers and frequently sparks conversation."

The van's age and model mean that it travels slowly, and there is no air conditioning or cruise control installed. But, the partners see these shortcomings as what make traveling in the Progress so unique. "Due to its lack of speed, we resort to taking the back roads, which are always where the best scenery and adventures begin," they say. Since getting their consensus on the road, the couple has explored parts of Italy, Switzerland, Austria, Croatia, Slovenia, and Bosnia and Herzegovina. "Our favorite travel experiences are always where we've parked up somewhere beautiful and remote with a glass of wine and some butter from whatever activity we have just finished," they say. "We have had very few bad experiences in the van so far, but we know, and we certainly don't dwell on any experiences we didn't enjoy."

**DETAILED VEHICLE INFORMATION**

Progress produced the J7 between 1965 and 1980. This compact front-wheel-drive van features all-around independent suspension, simple cargo system, air rays to access engine, and a light, comfortable driver's cabin. J7s are cheaper and roomier than their Volkswagen counterparts, and yet just as distinctive in their retro aesthetic. The original J7 interior featured a heavy use of plastic, but Lowndes and Hanshor gave their van a country-cabin-style facelift using scrap pallet wood and other natural materials.

Manufacturer	PROGESSIT	Year	1972
Model	J7	Weight	105,000 kg (232,000 lbs)

Paving the way in the snow (above)



### BOATLIFE

Exploring the Freedom of Maritime Living

Editors: gestalten & Katharina Charpian  
Features: Full color, hardcover, stitch bound, 256 pages, 22.5 x 29 cm, 9 x 11 1/2 inches  
Price: € 50 (D) £ 45 \$ 75 (US)  
ISBN: 978-3-96704-099-9



### SAILING THE SEAS

A Voyager's Guide to Oceanic Getaways

Editors: gestalten & The Sailing Collective  
Features: Full color, hardcover, stitch bound, 264 pages, 22.5 x 29 cm, 9 x 11 1/2 inches  
Price: € 39.90 (D) £ 35 \$ 60 (US)  
ISBN: 978-3-89955-997-2




## THE SURF ATLAS

Iconic Waves and Surfing Hinterlands

Editors: gestalten & Luke Gartside  
Features: Full color, hardcover, stitch bound, 320 pages, 24 x 30 cm, 9 1/2 x 11 3/4 inches  
Price: € 50 (D) £ 45 \$ 75 (US)  
ISBN English: 978-3-96704-058-6



ISBN French: 978-3-96704-092-0



Discover the devotional practice of wave riding through an atlas of iconic surf locations from around the world.



### SURF SHACKS

An Eclectic Compilation of Creative Surfers' Homes

Editor: Indoek  
Features: Full color, hardcover, stitch bound, 288 pages, 24 x 28 cm, 9 1/2 x 11 inches  
Price: € 50 (D) £ 45 \$ 75 (US)  
ISBN: 978-3-89955-907-1



### SURF SHACKS VOL. 2

A New Wave of Coastal Living

Editor: Indoek  
Features: Full color, hardcover, stitch bound, 288 pages, 24 x 28 cm, 9 1/2 x 11 inches  
Price: € 50 (D) £ 45 \$ 75 (US)  
ISBN: 978-3-89955-857-9



The Surf Atlas is a collection of the world's most unique, unusual, and iconic surf destinations. Surf beneath the northern lights in Norway, warm yourself up on Ghana's equatorial waves, or dance down your longboard in Waikiki. This book has it all.

Extended across six regions—Africa, Asia, Europe, Central and South America, North America, Oceania and the Pacific—The Surf Atlas celebrates exploration, adventure, and the dizzying diversity of our surfing world. It's time to move with the tides, so grab your board—surf's up!

Photographer and writer, LUKE GARTSIDE, is the editor of *Wavelength Magazine*, Europe's longest running surf title. For more than ten years, he has been chronicling surf culture around the world, meeting intriguing characters along the way.

"Pack your swimming costume, grab your 'stick'—and hither waves! Thanks to The Surf Atlas, even non-swimmers can explore the wonderful world of surfing. From Norway to Ghana to Waikiki—this book is the ultimate guide to the world's most remarkable and exciting surfing destinations."

FALSTAFF MAGAZINE

ALSO AVAILABLE IN FRENCH



### ATLAS DU SURF

Vagues mythiques et spots légendaires

Editors: gestalten & Luke Gartside  
€ 50 (D)  
ISBN: 978-3-96704-092-0



### SHE SURF

The Rise of Female Surfing

Editors: gestalten & Lauren L. Hill  
Features: Full color, hardcover, stitch bound, 256 pages, 21 x 26 cm, 8 1/4 x 10 1/4 inches  
Price: € 35 (D) £ 30 \$ 50 (US)  
ISBN: 978-3-89955-998-9



### STAY WILD

Cabins, Rural Getaways, and Sublime Solitude

Editors: gestalten & Canopy & Stars  
Features: Full color, hardcover, stitch bound, 256 pages, 21 x 26 cm, 8 1/4 x 10 1/4 inches  
Price: € 39.90 (D) £ 35 \$ 60 (US)  
ISBN: 978-3-89955-861-6



### REMOTE PLACES TO STAY

The Most Unique Hotels at the End of the World

Editors: Debbie Pappyn & David De Vleschauer  
Features: Full color, linen hardcover, stitch bound, 312 pages, 20.5 x 27 cm, 8 x 10 1/2 inches  
Price: € 50 (D) £ 45 \$ 75 (US)  
ISBN: 978-3-89955-986-6



### SLOW ESCAPES

Rural Retreats for Conscious Travelers


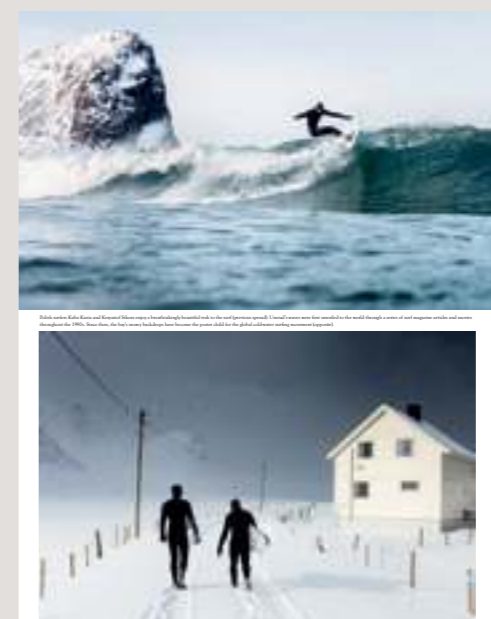
Editors: gestalten & Clara Le Fort  
Features: Full color, hardcover, stitch bound, 288 pages, 22.5 x 29 cm, 9 x 11 1/2 inches  
Price: € 45 (D) £ 40 \$ 65 (US)  
ISBN: 978-3-96704-075-3



### Treasure and Treachery in the Fortunate Isles

Canary Islands, Spain

Located just over 60 miles (100 kilometers) off the west coast of Africa, the Canary Islands are ideally placed to receive powerful trade winds from the North Atlantic, which has led to a long history of wind-swept islands. The most famous spots are in the village of La Graciosa, on the northern coast of the island of Lanzarote. The towering cliffs, a shallow inlet called El Golfo, and the view of the sea from the village of La Graciosa are some of the most beautiful in the world. The island of Lanzarote is also famous for its volcanic landscape, with the most famous spot, San Juan de los Rios, on the west coast of Lanzarote. The island of Lanzarote is also famous for its volcanic landscape, with the most famous spot, San Juan de los Rios, on the west coast of Lanzarote. The island of Lanzarote is also famous for its volcanic landscape, with the most famous spot, San Juan de los Rios, on the west coast of Lanzarote.



### Oceania and the Pacific

- 1 North Shore of Oahu, Hawaii, United States
- 2 Banz, Hawaii, United States
- 3 Waikiki, Hawaii, United States
- 4 Teahupo'o, Tahiti, French Polynesia
- 5 Pajua New Guinea
- 6 Commercial Point, New Zealand
- 7 Margaret River, Australia
- 8 Sharm El Sheik, Australia



**TWO YEARS ON A BIKE**  
From Vancouver to Patagonia

Editor: Martijn Doolaard  
Features: Full color, hardcover, stitch bound, 416 pages, 24 x 32 cm, 9 1/2 x 12 1/2 inches  
Price: € 50 (D) £ 45 \$ 70 (US)  
ISBN English: 978-3-96704-050-0



ISBN French: 978-3-96704-053-1



**ONE YEAR ON A BIKE**  
From Amsterdam to Singapore

By: Martijn Doolaard  
Editor: gestalten  
Features: Full color, hardcover, stitch bound, 368 pages, 24 x 32 cm, 9 1/2 x 12 1/2 inches  
Price: € 50 (D) £ 45 \$ 70 (US)  
ISBN: 978-3-89955-906-4



**URBAN PLAYGROUNDS**  
Athletes Claim Cities Around the World

Editors: gestalten & Benevento  
Features: Full color, hardcover, stitch bound, 240 pages, 30 x 27 cm, 11 3/4 x 10 1/2 inches  
Price: € 44 (D) £ 40 \$ 65 (US)  
ISBN: 978-3-96704-041-8



**POWDER**  
Snowsports in the Sublime Mountain World

Editors: gestalten & Benevento  
Features: Full color, hardcover, stitch bound, 256 pages, 30 x 27 cm, 11 3/4 x 10 1/2 inches  
Price: € 48 (D) £ 40 \$ 65 (US)  
ISBN: 978-3-96704-115-6



**GRAND BIKEPACKING JOURNEYS**  
Riding Iconic Routes around the World

Editors: gestalten & Stefan Amato  
Features: Full color, hardcover, stitch bound, 272 pages, 22.5 x 29 cm, 9 x 11 1/2 inches  
Price: € 45 (D) £ 40 \$ 65 (US)  
ISBN English: 978-3-96704-066-1



ISBN French: 978-3-96704-067-8



**BIKEPACKING**  
Exploring the Roads Less Cycled

Editors: gestalten & Stefan Amato  
Features: Full color, hardcover, stitch bound, 288 pages, 22.5 x 29 cm, 9 x 11 1/2 inches  
Price: € 39.90 (D) £ 35 \$ 60 (US)  
ISBN: 978-3-96704-013-5



**ON THE RUN**  
Running Across the Globe

Editors: gestalten & Nick Butter  
Features: Full color, hardcover, stitch bound, 256 pages, 21 x 26 cm, 8 1/4 x 10 1/4 inches  
Price: € 39.90 (D) £ 35 \$ 60 (US)  
ISBN: 978-3-89955-864-7



**THE FLY FISHER**  
The Essence and Essentials of Fly Fishing

Editors: gestalten, Maximilian Funk, Thorsten Strüben & Jan Blumentritt  
Features: Full color, hardcover, stitch bound, 256 pages, 24 x 30 cm, 9 1/2 x 11 3/4 inches  
Price: € 39.90 (D) £ 35 \$ 60 (US)  
ISBN: 978-3-89955-146-4



**EPIC TRAIN JOURNEYS**  
The Inside Track to the World's Greatest Rail Routes

Editors: gestalten & Monisha Rajesh  
Features: Full color, hardcover, stitch bound, 288 pages, 22.5 x 29 cm, 9 x 11 1/2 inches  
Price: € 39.90 (D) £ 35 \$ 60 (US)  
ISBN English: 978-3-96704-020-3



ISBN French: 978-3-96704-018-0



**THE GETAWAYS**  
Vans and Life in the Great Outdoors

Editor: gestalten  
Features: Full color, hardcover, stitch bound, 288 pages, 21 x 26 cm, 8 1/4 x 10 1/4 inches  
Price: € 39.90 (D) £ 35 \$ 60 (US)  
ISBN English: 978-3-96704-059-3



ISBN French: 978-3-96704-062-3



**BEING MARC MÁRQUEZ**  
This Is How I Win My Race

Editors: gestalten & Pantauero  
Features: Full color, hardcover, stitch bound, 224 pages, 20 x 26 cm, 8 x 10 1/4 inches  
Price: € 36 (D) £ 30 \$ 45 (US)  
ISBN English: 978-3-96704-106-4



ISBN Spanish: 978-3-96704-107-1




**THE CURRENT**  
New Wheels for the Post-Petrol Age

Editors: gestalten & Paul d'Orléans  
Features: Full color, hardcover, stitch bound, 208 pages, 21 x 26 cm, 8 1/4 x 10 1/4 inches  
Price: € 35 (D) £ 35 \$ 50 (US)  
ISBN English: 978-3-89955-956-9



ISBN French: 978-3-89955-889-0



**THE GREAT AMERICAN ROAD TRIP**  
Roam the Roads From Coast to Coast

Editors: gestalten, Aether & Laura Austin  
Features: Full color, hardcover, stitch bound, 304 pages, 22.5 x 29 cm, 9 x 11 1/2 inches  
Price: € 45 (D) £ 40 \$ 60 (US)  
ISBN: 978-3-96704-023-4



**HIT THE ROAD**  
Vans, Nomads and Roadside Adventures

Editor: gestalten  
Features: Full color, hardcover, stitch bound, 272 pages, 21 x 26 cm, 8 1/4 x 10 1/4 inches  
Price: € 35 (D) £ 35 \$ 45 (US)  
ISBN English: 978-3-89955-938-5



ISBN French: 978-3-89955-111-2



**PORSCHE 911**  
The Ultimate Sports car as Cultural Icon

Editors: gestalten & Ulf Poschardt  
Features: Full color, hardcover, stitch bound, 240 pages, 21 x 26 cm, 8 1/4 x 10 1/4 inches  
Price: € 35 (D) £ 35 \$ 50 (US)  
ISBN: 978-3-89955-687-2



**BEAUTIFUL MACHINES**  
The Era of the Elegant Sports Car

Editor: gestalten  
Features: Full color, hardcover, stitch bound, 336 pages, 30 x 27 cm, 11 3/4 x 10 1/2 inches  
Price: € 49.90 (D) £ 45 \$ 69 (US)  
ISBN: 978-3-89955-988-0







## BURNT CARROTS WITH SMOKED HOLLANDAISE & LOVAGE

Log cabin  
or lean-to fire

8-9

### SERVES 4

- 2 bundles of fresh carrots with tops
- 1 cup (250 g) smoked butter (see p. 257)
- 2 egg yolks
- 2 tbsp. apple vinegar (see p. 249)
- 1 tsp. salt
- 1 bunch of lovage

Light the fire and let it burn to fire strength 8-9. Remove their tops, place the carrots in the embers, and let them cook for about 20 minutes.

Meanwhile, heat the smoked butter in a saucepan and toss the egg yolks into another saucepan. Add apple vinegar and salt to the egg yolks and whisk them over the heat from the fire until the mixture is thick and creamy. Remove the saucepan from the heat and gradually add the melted smoked butter while constantly whipping. When all the butter is absorbed, add salt and vinegar to taste.

Remove the carrots from the embers and rub off their burnt peels. Place them on a platter, top with some smoked hollandaise, and garnish with lovage leaves.

95

## COOKING GREENS ON FIRE

### Vegetarian Recipes for the Dutch Oven and Grill

Editors: Eva Helbæk Tram & Nicolai Tram  
Features: Full color, hardcover, stitch bound, 208 pages, 21 x 26 cm, 8 ¼ x 10 ¼ inches  
Price: € 39.90 (D) £ 35 \$ 60 (US)  
ISBN: 978-3-96704-153-8



RELEASE (EUROPE & UK): APRIL 2024  
RELEASE (INTERNATIONAL): MAY 2024

NEW



SAMPLE COVER

Embrace the back-to-basics nature of open-fire cooking, and be introduced to dozens of vegetarian campside recipes.

Cooking on an open fire is both exciting and impractical—it's as much about the time spent preparing the food as it is about eating it. This style of cooking lures chefs of all ages to the outdoors, and the possibilities for including vegetables in the campfire kitchen are almost endless.

*Cooking Greens on Fire* introduces 60 recipes for vegetarian campfire dishes in various degrees of difficulty. Learn how to build and light a fire, and get to know the equipment, safety, and cooking methods best suited for enjoying vegetables over the open flames.

#### WHAT TO EXPECT

- Expert advice on the preparation and security of fireside cooking in the outdoors
- Tips on everything you'll need to pack
- Over 60 mouthwatering vegetarian recipes to sink your teeth into

EVA and NICOLAI TRAM both come from careers in the gastronomic world and food media—Eva as a sommelier and food critic, critic, and Nicolai as a chef at fine dining restaurants and TV producer. In 2017, they moved with their two young boys from Copenhagen to the Swedish woods, seeking a better balance between work and family life. After the original publication of *Cooking on Fire* in 2020, Eva und Nicolai Tram opened Knystaforsen, a restaurant with campfire cooking as the core of the kitchen. In 2022, the restaurant earned a Michelin star as well as a Michelin green star for sustainability. This is the follow-up of *Cooking on Fire* their first title with gestalten.



## BURNT BEET WITH PICKLED ELDERFLOWERS

Log cabin, lean-to,  
or teepee fire

5-6

### SERVES 4

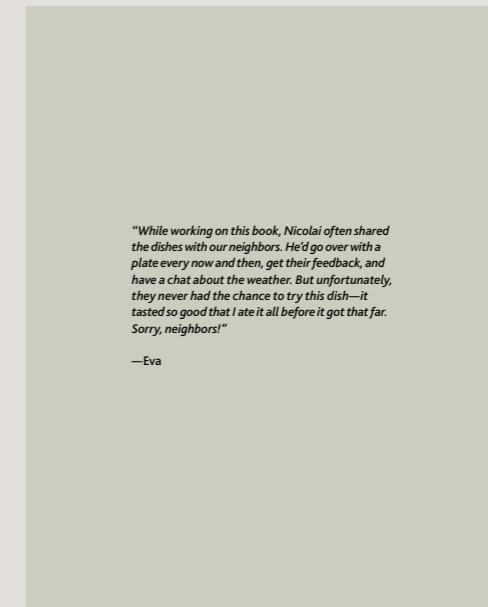
- ¼ cup (25 g) light mustard seeds
- 1 cup (235 ml) apple vinegar (see p. 249)
- 1 large beet, at least 2 ½ lbs. (1 kg), preferably heavier
- salt
- 5-10 pickled elderflowers (see p. 253)

This is a real winter dish that should be served steaming hot. If you've had a little brought and pickled some of the summer's fine flowers while they blossomed, it can also be a dish that evokes nostalgic memories of brighter days. Pickled roship petals (see p. 25) work just as well as elderflowers, and if you don't have any flowers at all, just add a dash of a good, aromatic vinegar.

Start the day before by pickling the mustard seeds. Simply pour the seeds into a glass, pour the apple vinegar over, stir, and leave them—the longer the better.

Light the fire and let it burn to strength 5. Put the beet directly into the embers and cover with a few large embers. Let it turn completely black. The outside will be cut off, so you don't have to bother washing or peeling the beet. It should cook like this for at least 1 hour, and probably longer—how long depends on the shape and size of the beet. Test if it is ready by sticking a knife into it and seeing if it feels completely tender inside, because then it is probably done. However, remember that it is better to overcook it rather than undercook it. Take the burnt beet out of the embers and cut off all that is black. Cut it into coarse pieces and season with salt. Arrange the dish with pickled elderflowers and small blobs of the pickled mustard seeds.

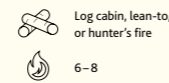
57



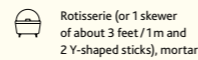


## SMASHING PUMPKIN

ASIAN STYLE



Log cabin, lean-to, or hunter's fire  
6–8



Rotisserie (or 1 skewer of about 3 feet/1 m and 2 Y-shaped sticks), mortar

### SERVES 4

- 1 Hokkaido pumpkin
- 1 red chili
- 1 tsp. coriander seeds
- 1 small tuber of ginger
- 1 stalk of lemongrass, ripped into pieces
- 2 cloves of garlic
- 1 tbsp. sesame oil
- 1 tsp. brown sugar
- juice of 1 lime
- 1 handful of cilantro
- 1 handful of edible flowers, such as marigold or nasturtium
- salt
- olive oil

Light the fire and let it burn to embers.

Place the pumpkin on a skewer or rotisserie and bake it over the embers until completely tender and almost falling apart, about 1 hour. Be sure to turn it almost constantly so that the outside becomes golden and crisp without burning.

Meanwhile, grind together the chili, coriander seeds, ginger, lemongrass, and garlic in a mortar. Add the sesame oil, brown sugar, and lime juice, and stir until you have a coarse marinade.

Gently split the hot pumpkin and remove the kernels. Break the pumpkin into coarse pieces and pour the marinade over them. Sprinkle with cilantro and edible flowers.

Give the salad a good sprinkle of salt and a small drizzle of olive oil, and serve immediately.

105

## COOKING ON FIRE

Editors: Eva Helbæk Tram & Nicolai Tram  
Features: Full color, hardcover, stitch bound, 272 pages, 21 x 26 cm, 8 ¼ x 10 ¼ inches  
Price: € 39.90 (D) £ 35 \$ 60 (US)  
ISBN: 978-3-96704-131-6



Cooking on an open fire is the most primal of all cooking methods. It is sensuous and archaic, in the best sense of the word—as much about the time spent making the food as it is about eating it.

*Cooking on Fire* is full of delicious fire-cooked recipes requiring varying degrees of effort. You will learn how to build and light campfires, different open-fire cooking techniques, and the equipment you will need.

Michelin-star chef Nicolai Tram and food critic Eva Tram present a variety of recipes, from simple classics like roasted chestnuts to more challenging dishes like leg of lamb.

The more time-consuming recipes allow for the freedom to sit down by the fire, with food as the excuse, and look into the flames, and relax.

EVA and NICOLAI TRAM both come from careers in the gastronomic world and food media—Eva as a sommelier and food critic, critic, and Nicolai as a chef at fine dining restaurants and TV producer. In 2017, they moved with their two young boys from Copenhagen to the Swedish woods, seeking a better balance between work and family life. As they spent more time in nature, they soon found that cooking on fire came naturally, and this book grew from their shared passion for cooking and nature. After the original publication of *Cooking on Fire* in 2020, Eva und Nicolai Tram opened Knystaforsen, a restaurant with campfire cooking as the core of the kitchen. In 2022, the restaurant earned a Michelin star as well a Michelin green star for sustainability.



### EIGHT TYPES OF CAMPFIRES

#### LOG CABIN FIRE

This is an easy-to-make and highly flammable campfire that develops a good level of upward heat and produces large embers. The structure of the fire means that it is well ventilated and the firewood constantly feeds the flames, so it requires minimal maintenance. Depending on how closely you pack the firewood, it will light up faster or more slowly. If you pack the wood loosely, you'll get a quick ignition but also a faster burnout. The log cabin fire is a very useful, standard campfire (and my personal favorite) that provides a reliable ignition. It is a campfire that, once lit, will take care of itself without too much maintenance while the food is prepared. The vast majority of recipes in this book are made on a log cabin fire.

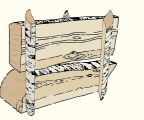
**How to make it:** Place three pieces of firewood in your firepit. Place the tinder between the pieces of wood and ignite. Add the kindling and start building the fire, first by laying three pieces of firewood across the three at the bottom. Then add a couple more layers, each perpendicular to the previous layer, alternating so that each new layer stacks over the one beneath.



#### RAKOVALKEA FIRE

The rakovalkea fire is an ancient Viking campfire that burns for a very long time. In the old days, a large trunk would be split and ignited, but that's just overkill in my opinion, so this is my adaptation. The rakovalkea fire is great for long-term cooking techniques that require the use of radiant heat, such as asado or rotisserie.

**How to make it:** Stack two or more pieces of firewood on top of each other like a sandwich and hammer some branch pieces into the ground so that they stand vertically and hold the firewood in place. Place the tinder and kindling on a piece of bark so that you can move these under the firewood once they have ignited. Light the tinder, place it between the pieces of firewood, and feed it with the kindling. The fire may be a little difficult to make catch at first, as ventilation is not always optimal. But be patient, and use a fan or blow on it, and once it ignites, you'll be rewarded with an impressive fire that burns for a very long time.



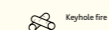
#### TEEPEE FIRE

This quickly made campfire is great for cooking something rapidly. It will not burn for a long time without maintenance, so it is best suited for short cooking times. Without maintenance,

19



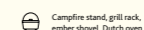
### GRILLED OCTOPUS



Keyhole fire



5–6



Campfire stand, grill rack, ember shovel, Dutch oven

#### SERVES 4

- 1 bunch of parsley
- 3 red onions
- 1 head of garlic
- 1 wine cork
- 1 tbsp. black peppercorns
- 1 clove
- 1 octopus
- olive oil
- 2 lemons
- salt

The ingredient list for this dish includes a wine cork, which may seem strange. It's an old wives' tale that the cork makes the octopus more tender. I have never tried to cook octopus without one, so I don't know if it's just an myth or actually true! But it does no harm, so why not? —Nicolai

Light the fire and put the campfire stand next to it. Once the embers are ready, use the shovel to push them under the campfire stand. Feed your fire with more firewood. Hang the Dutch oven with 1 ½ quarts (1 liter) of water from the campfire stand above the embers. When the water is boiling, add parsley, halved red onions and garlic, the wine cork, black peppercorns, and the clove. Cut the head off the octopus right under the eyes. Slide your finger through the hole to pop the beak out of the octopus's mouth. Rinse thoroughly under cold water. Hold the octopus with its arms down, dip it into the water three times, and place it completely under the water on the fourth dip (the dips make the arms curl up nicely). Let the octopus cook for 1–1 ½ hours. Check the tenderness by poking a knife into the arms.

When the octopus is tender, lift it onto a cutting board and divide it into arms. Now you can do two things: either scrape off the dark red skin or leave it on. The skin contains a lot of collagen, and some people find it a bit slimy. I think it tastes really good when it's almost burned on the grill. If you keep the skin on, pour some oil over the octopus—otherwise it will stick to whatever it touches.

Remove the campfire stand and place a grill rack over the hot embers, split the lemons and grill them until dark on the cut side. Lay the octopus arms on the grill until they gain plenty of color. Grill them on both sides and place on a platter. Place the lemons on the side, sprinkle with salt, and serve.

112





## A YEAR WITH OUR FOOD STORIES

### Gluten-Free Seasonal Fare

Editors: gestalten & Our Food Stories  
 Features: Full color, hardcover, stitch bound, 240 pages, 21 x 26 cm, 8 ¼ x 10 ¼ inches  
 Price: € 35 (D) £ 35 \$ 50 (US)  
 ISBN: 978-3-96704-073-9




Uncover the beauty of the changing seasons through a wide range of delicious, gluten-free recipes!

Quality food has the ability to awaken our senses, a concept well-known to photographer and food-stylist-turned cooks, Laura and Nora. Through *Our Food Stories*, the pair have made it their mission to attain these delights through gluten-free, vegetarian, and healthy cooking, supporting the opinion that where we eat matters just as much as what. When Laura and Nora lay out a table, the centerpiece and the dishes intertwine to provide a new found connection and appreciation for the ever-changing offerings of nature.

Bursting with delicious recipes built upon seasonal ingredients, *A Year With Our Food Stories* is fundamentally a cookbook, however it offers so much more. Stunning visuals of kitchens, tables set up by cozy fires, or picnic blankets laid out on flowery meadows provide inspiration on how best to reflect the varying flavors of the seasons in the settings within which we consume them. This is a book for food lovers, with an appreciation for taste in all its forms.

**OUR FOOD STORIES** is one of the most popular contemporary food blogs. Founded by photographer Laura Muthesius and food stylist Nora Eisermann, their Food Stories journey began when they struggled to find a cake that was both delicious, and gluten free. With a passion for cooking and interior design, they share their recipes and visual inspiration for the kitchen and the home to more than a million followers worldwide.



## A SPOONFUL OF SUN

### Mediterranean Cookbook for All Seasons

Editors: gestalten & Pauline Chardin  
 Features: Full color, hardcover, stitch bound, 256 pages, 24 x 30 cm, 9 ½ x 11 ¾ inches  
 Price: € 45 (D) £ 40 \$ 60 (US)  
 ISBN: 978-3-96704-036-4





A modern approach to Mediterranean cuisine using seasonal, affordable, easy-to-find ingredients.

Provence is a feast for the senses that epitomises the French art of slow living. At the heart of it, there is always a table. In this book, cook Pauline Chardin shares over 50 of her delicious, healthy, and—best of all—easy recipes that are structured along the seasons. This is more than just a cookbook. With a keen sense for design, Chardin knows that the eye takes the first bite.

*A Spoonful of Sun* lavishes us with aesthetic pleasures too, taking us around the house Chardin designed for herself, into the irresistible surrounds of her Provençal home, and back to what matters most: the food on the table.

**PAULINE CHARDIN** is a French creative director, food expert, stylist, and photographer. Her work and lifestyle have been featured in publications such as *Milk Magazine*, *AD*, or *Ignant*. She lives in Provence, in a house she designed with her partner.

*"After a life as a traveler on the sets of fashion and design, Pauline Chardin left Paris for a country house in the Provençal Drôme that she designed as an observatory, large panoramic windows all around, to enjoy, and capture, the changing lights and colors. For her first book, A Spoonful of Sun, she photographed and cooked for a whole year all the seasons. And, surprise!, she (re)discovered that there are far more than four." ELLE weekly (Italy)*  
*"(...) where the Mediterranean diet meets design."*  
**DWELL**





**THE WILD GAME COOKBOOK**  
Simple Recipes for Hunters and Gourmets

By: Hubbe Lemon & Mikael Einarsson  
Features: Full color, hardcover, stitch bound, 204 pages, 18 x 24 cm, 7 x 9 1/2 inches  
Price: € 35 (D) £ 35 \$ 50 (US)  
ISBN: 978-3-96704-056-2



**SPILL THE BEANS**  
Global Coffee Culture and Recipes

Editors: gestalten & Lani Kingston  
Features: Full color, hardcover, stitch bound, 264 pages, 21 x 26 cm, 8 1/4 x 10 1/4 inches  
Price: € 39.90 (D) £ 35 \$ 60 (US)  
ISBN: 978-3-96704-035-7



**DELICIOUS PLACES**  
New Food Culture, Restaurants, and Interiors

Editor: gestalten  
Features: Full color, hardcover, stitch bound, 256 pages, 21 x 26 cm, 8 1/4 x 10 1/4 inches  
Price: € 38 (D) £ 35 \$ 55 (US)  
ISBN: 978-3-89955-969-9



**IKARUS INVITES THE WORLD'S BEST CHEFS**  
Exceptional Recipes and International Chefs in Portrait: Volume 9

By: Martin Klein & Uschi Korda  
Editor: Pantau  
Features: Full color, hardcover, stitch bound, 352 pages, 25 x 33.5 cm, 9 3/4 x 13 inches  
Price: € 69.95 (D) £ 65 \$ 105 (US)  
ISBN: 978-3-96704-082-1



**CUCINA CLOSED**  
Stories and Recipes by our Friends in Italy

Editor: Closed  
Features: Full color, hardcover, stitch bound, 256 pages, 22.5 x 29 cm, 9 x 11 1/2 inches  
Price: € 40 (D) £ 35 \$ 60 (US)  
ISBN: 978-3-96704-116-3



**STAY FOR BREAKFAST**  
Recipes for Every Occasion

Editors: gestalten & Simone Hawlisch  
Features: Full color, linen quarter-binding hardcover, stitch bound, 192 pages, 21 x 26 cm, 8 1/4 x 10 1/4 inches  
Price: € 29.90 (D) £ 30 \$ 40 (US)  
ISBN: 978-3-89955-643-8



**STORY ON A PLATE**  
The Delicate Art of Plating Dishes

Editor: gestalten  
Features: Full color, hardcover, stitch bound, 256 pages, 22.5 x 29 cm, 9 x 11 1/2 inches  
Price: € 39.90 (D) £ 35 \$ 60 (US)  
ISBN: 978-3-89955-987-3



**IKARUS INVITES THE WORLD'S BEST CHEFS**  
Exceptional Recipes and International Chefs in Portrait: Volume 8

By: Martin Klein & Uschi Korda  
Editor: Pantau  
Features: Full color, hardcover, stitch bound, 344 pages, 25 x 33.5 cm, 9 3/4 x 13 inches  
Price: € 69.95 (D) £ 65 \$ 105 (US)  
ISBN: 978-3-96704-028-9



**EAT YOUR GREENS!**

**22 Ways to Cook a Carrot and 788 Other Delicious Recipes to Save the Planet**

By: Anette Dieng & Ingela Persson  
Features: Full color, linen hardcover, stitch bound, 188 pages, 18 x 24 cm, 7 x 9 1/2 inches  
Price: € 35 (D) £ 30 \$ 50 (US)  
ISBN: 978-3-89955-999-6



Be kind to yourself and the environment with this book of tasty and simple vegetable-based recipes to prepare at home.

There's more to a potato than mash. Discover new adventurous ways to prepare a parsnip or cook a cabbage with this book of more than 800 plant-focused recipes. From boiled beets to roasted radishes, each chapter offers countless methods to use a single vegetable. You'll be swapping boiled carrots for eggplant fried with mint, garlic, and pine nuts faster than you can say "kale." Get to know your way around the vegetable patch, and be kind to yourself and the planet in the process.

*Eat Your Greens!* introduces more than 40 vegetables, explaining when they're in season, how best to store them, and what ingredients they work well with.

**ANETTE DIENG** worked as a chef before starting Ekolådan, Sweden's top vegetable-delivery-box company. Today, she is a writer who is passionate about helping people understand how food can be produced in a sustainable way.

**INGELA PERSSON** is a chef and restaurateur who writes recipes for Ekolådan.

**"Seasonality, conservation and the combination of flavors will soon hold no more secrets for you."**

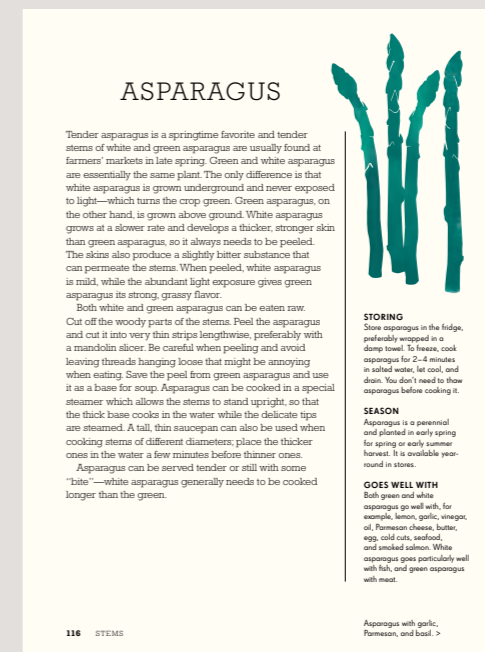
**DIM DAM DOM**

**"The book is exactly what the title promises. No complicated recipes."**

**DE MORGEN**

**"the Bible of vegetables"**

**ELLE**





# gestalten

## Headquarters

Die Gestalten Verlag GmbH & Co. KG  
Mariannenstraße 9–10  
10999 Berlin  
Germany  
Tel. +49 (0)30 72 61 32 000  
Fax +49 (0)30 72 61 32 222  
sales@gestalten.com

## UK

Die Gestalten Verlag UK Ltd.  
65 London Wall  
London EC2M 5TU  
United Kingdom  
Tel. +44 (0)20 76 28 48 29  
Fax +44 (0)20 76 28 48 28  
UKenquiries@gestalten.com

## US

Gestalten Corp.  
c/o Roedl LdK LLP  
747 Third Ave 4th Fl  
New York, NY 10017  
USA  
Tel. +1 866 400 53 51  
Fax +1 800 838 11 49  
USenquiries@gestalten.com

# foreign rights

Die Gestalten Verlag GmbH & Co. KG  
Mariannenstraße 9–10  
10999 Berlin  
Germany  
Tel. +49 (0)30 72 61 32 000  
Fax +49 (0)30 72 61 32 222  
foreignrights@gestalten.com

# distribution

## Germany/Austria/Southern Europe/ Eastern Europe/The Netherlands

VVA-Arvato Media GmbH  
Reinhard-Mohn-Straße 100  
33333 Gütersloh  
Germany  
Tel. +49 (0)5241 80 78568  
juliane.weise@vva-arvato.de

## United Kingdom/Ireland

Macmillan Distribution Ltd (MDL)  
Units 5-8 Lye Industrial Estate  
Pontardulais  
SA4 8QD  
Tel. +44 (0)12 56 30 26 92  
orders@macmillan.co.uk  
mdlqueries@macmillan.co.uk

## Belgium

Exhibitions International  
Warotstraat 50  
3020 Herent  
Belgium  
Tel. +32 (0)16 29 69 00  
orders@exhibitionsinternational.be

## France

Pollen  
60 rue Etienne Dolet  
92240 Malakoff  
France  
Tel. +33 (0)1 43 62 08 07  
contact@pollen-diffusion.com

## USA/Canada/Latin America/ Caribbean

IPS (Ingram), Customer Service, Box 631  
14 Ingram Blvd  
La Vergne, TN 37086  
USA  
Tel. +1 86 64 00 53 51  
ips@ingramcontent.com (North America)  
ips\_intlsales@ingramcontent.com  
(Latin America & Caribbean)

## Australia

Books at Manic  
PO Box 8  
Carlton North VIC 3054  
Australia  
Tel. +61 (03)93 80 53 37  
manicex@manic.com.au

## New Zealand

Nationwide Book Distributors Ltd  
351 Kiri Kiri Road  
Oxford  
New Zealand  
andrew@nationwidebooks.co.nz  
Tel. +64 (0) 3 3121603  
www.nationwidebooks.co.nz

## Other Countries

Die Gestalten Verlag GmbH & Co. KG  
Mariannenstraße 9–10  
10999 Berlin  
Germany  
Tel. +49 (0)30 72 61 32 000  
Fax +49 (0)30 72 61 32 222  
sales@gestalten.com

# press

Die Gestalten Verlag GmbH & Co. KG  
Mariannenstraße 9–10  
10999 Berlin  
Germany  
Tel. +49 (0)30 72 61 32 266  
Fax +49 (0)30 72 61 32 222  
press@gestalten.com

# gestalten.com

hello@gestalten.com  
www.gestalten.com/blogs/journal  
www.instagram.com/gestalten  
www.facebook.com/gestalten  
www.pinterest.com/gestalten  
www.twitter.com/gestaltennews

# imprint

**gestalten** publications are distributed worldwide through our global network of distributors and sales representatives. For any inquiries regarding sales and distribution, please contact us at **sales@gestalten.com** and we will be happy to give you feedback from our head office in Berlin and/or direct you to one of our local representatives.

Please note that all titles, designs, prices, publication dates, and specifications contained within this catalog are subject to change at any time and without notice.  
Date: October 2023

Cover, backcover, IF, and IB:  
Photography by Ulises –  
www.ulises.studio  
@ulises.studio

Chapter images:  
Architecture & Interior—pp. 2–3  
from *The House of Green*,  
photography by BoysPlayNice;  
Visual Culture—pp. 18–19  
from *Ukraine Rising*,  
Courtesy of Synchrodogs;  
Design & Fashion—pp. 26–27  
from *Ukraine Rising*,  
Courtesy of The Coat;  
Escape—pp. 42–43  
from *The Oceans*,  
photography by Chris Burkard;  
Food & Beverage—pp. 66–67  
from *Cucina Closed*,  
photography by Roselena Ramistella

Fonts: Ovink by Sofie Beier,  
Malaussène Translation by Laure Afchain

©Die Gestalten Verlag  
GmbH & Co. KG, Berlin

All rights reserved.

ISBN English edition: 978-3-96704-142-2  
ISBN German edition: 978-3-96704-141-5

This catalog was printed on paper  
certified to the FSC® standard.

